

Алла Несвіт

АНГЛІЙСЬКА МОВА



**Робочий зошит для 3 класу
загальноосвітніх навчальних закладів**

*Схвалено для використання
у загальноосвітніх навчальних закладах*

УДК 811.111(075.2)
ББК 81.2Англ-922
Н55

*Схвалено для використання у загальноосвітніх навчальних закладах комісією
з іноземних мов Науково-методичної ради з питань освіти
Міністерства освіти і науки України
(Лист ПТЗО від 25.04.2014 № 14.1/12-Г-564)*

Несвіт А. М.

Н55 Англійська мова: робочий зошит: 3 кл. загально-освіт. навч. закл. / Алла Несвіт. — Київ : Генеза, 2014. — 104 с.

ISBN 978-966-11-0494-4.

Пропоноване навчальне видання є складовою НМК «Англійська мова. 3 клас» автора Алли Несвіт, підготовленого для вивчення англійської мови в загальноосвітніх навчальних закладах. Робочий зошит містить вправи з розвитку орфографічних умінь учнів та цікаві завдання, призначені для опрацювання, систематизації та закріплення лексико-граматичного матеріалу підручника, а також творчі завдання.

Посібник призначено для роботи в класі під керівництвом учителя та самостійно вдома.

УДК 811.111(075.2)
ББК 81.2Англ-922

ISBN 978-966-11-0494-4

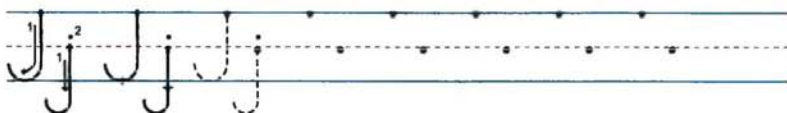


© Алла Несвіт, 2014
© Видавництво «Генеза»,
оригінал-макет, 2014

CONTENTS / ЗМІСТ

The ABC / Алфавіт	4
Introduction. At School Again / Вступ. У школі знову	6
Unit 1. Nature. Seasons / Розділ 1. Природа. Пори року	10
Unit 2. Our School / Розділ 2. Наша школа	21
Unit 3. Meet My Family / Розділ 3. Pozнайомтеся з моєю родиною	34
Unit 4. Appearance / Розділ 4. Зовнішність	45
Unit 5. Holidays / Розділ 5. Свята	53
Unit 6. Life at Home / Розділ 6. Життя вдома	65
Unit 7. Daily Life / Розділ 7. Будні	79
Unit 8. Free Time / Розділ 8. Вільний час	90



THE ABC





N n N n N n



O o O o O o



P p P p P p



Q q Q q Q q



R r R r R r



S s S s S s



T t T t T t



U u U u U u



V v V v V v



W w W w W w



X x X x X x



Y y Y y Y y



Z z Z z Z z

Introduction. At School Again

Вступ. У школі знову



Lesson 1.

Урок 1.


1. Match and say. / З'єднай і скажи.

- Hi, Jane! Nice to see you!
- Hello, Ann and Dan! Nice to see you!

- Good morning, Miss Alison! We are glad to see you!
- Good morning, children! I'm glad to see you, too!



2. Read and complete. / Прочитай і доповни.



1.

Dan: Hello! I'm Dan and this is Ann!

Ann: We are from Ukraine. (1) _____

Kim: Hi! I'm Kim. (2) _____

Dan and Ann: Nice to meet you, Kim!

2.

Jane: Hi! (3) _____

Tom: Yes, I am. What's your name?

Jane: My name is Jane. (4) _____

Tom: I'm from the USA.

3.

Ann: (5) _____

Tom: I'm nine. And you?

Ann: I'm eight. (6) _____

Tom: No, I don't. I speak English.


3. Draw and write. / Намалюй і напиши.

My name is _____

I am _____

I am from _____

I speak _____



Lesson 2. Урок 2.

1. Complete. / Доповни.

1.

A: Hello! _o_ a _e_ yo_?

B: I'_ f_n_, t_an_ y_u.

A: _'m g__d to h__r th_t.

2.

A: G__d m__n_n_! Wh___'s y__r s_m_m_?


B: Kharchenko. My _a_e's Taras Kharchenko.

A: Could you spell that, p__a_e?

B: Y_s. K-H-A-R-C-H-E-N-K-O.

A: N_c_ to m__t you, Taras!

2. Match. / З'єднай.



3. Complete. / Доповни.

am is are



I _____ Dan and this _____ Ann.

We _____ nine.

We _____ in the third form.

Tom and Jane _____ our friends.

Jane _____ from the UK.

Tom _____ from the USA.

They _____ good friends.



4. Find and circle the words. Go across →. Then write and say. / Знайди і обведи слова. Шукай слова →. Потім напиши і скажи.

What do you do in the lessons of English?



g	r	e	a	d	b	x
m	l	e	a	r	n	k
f	l	i	s	t	e	n
m	a	s	k	h	i	n
b	u	s	p	e	a	k
z	w	r	i	t	e	x



Unit 1. Nature. Seasons

Розділ 1. Природа. Пори року



Lesson 1. Урок 1.

1. Write and match. / Напиши та з'єднай.



W__nte__ is _____
and _____.

cold

bright

hot

white



S__m__er is _____
and _____.

windy

green

warm

yellow

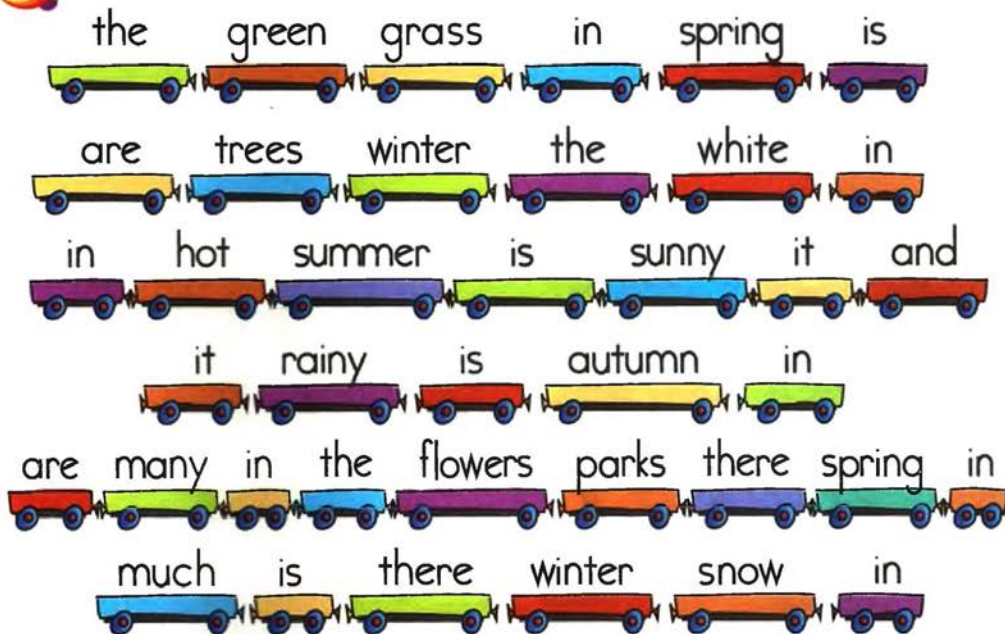


__utum__ is _____
and _____.



Spring__ is _____
and _____.

2. Write. / Напиши.



1. *The grass is green in spring.*

2. _____
3. _____
4. _____
5. _____
6. _____

3. Choose and circle. / Вибери та обведи.

1. **Do** / Does you like winter?
2. They *don't* / doesn't play football in winter.
3. My friends *go* / goes swimming in summer.
4. *Do* / Does she like to play snowballs in winter?
5. There *is* / are three months in every season.
6. What *is* / are the autumn months?


Lesson 2. Урок 2.

1. Choose and write. / Вибери та напиши.

Допоможи феям знайти чарівні палички.



2. Draw and write. / Намалюй і напиши.



Hi, Dan!

My favourite season is _____.

It is _____ and _____.

It is not _____.

I can _____.

Yours,

Lesson 3. Урок 3.

1. Read and match. Write. / Прочитай і з'єднай. Напиши.



to run



to sledge

to make a snowman

to run

to play football

to play snowballs

to skate

to jump

to ski

to ride a bike



2. Ask and answer. / Запитай і дай відповідь.



– Can he ride a bike?
– Yes, he can.



– Can they play snowballs in summer?
– No, they cannot.



– Can she

–



– Can

–





3. Mary is your friend. Write your answers to her questions. / Мери – твоя подруга. Напиши твої відповіді на її запитання.



What can you do in summer?

What can you do in winter?

I can _____

Lesson 4. Урок 4.

1. Write. / Напиши.

Які слова зашифровано?



d o l c



o u c l y d



y u n s n



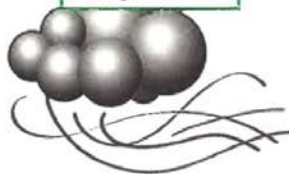
y r a n i



r m a w



d y w i n



2. Write. / Напиши.

1. It is lovely weather today. –
Is it lovely weather today?
2. It is rainy and windy in autumn. –

3. I like today's weather. –

4. He likes to skate in winter. –

5. The sky is cloudy and grey. –

6. The sun shines brightly in summer. –

3. Mark is your friend. Here is part of his letter. Write your answer. / Марк - твій товариш. Ось частина його листа. Напиши свою відповідь.

*Hi, dear!
It's cold in London today. And it's rainy.
What's the weather like in Ukraine today?
Yours,
Mark*

Lesson 5. Урок 5.

1. Write and match. / Напиши та з'єднай.



Egnaldn

The AUS

Aliutsara

Cahin

Uiekran



2. Answer the questions to Ex. 1, p. 18 (SB). / Дай відповіді на запитання до впр. 1, с. 18 (підручник).

1. is it hot in England in spring?

2. What's the weather like in Australia in December?

3. Is it rainy and windy in the USA in January?

4. Is it hot and sunny in summer in China?

5. What's the weather like in Ukraine in autumn?

3. Complete Ann's story. / Доповни розповідь Анни.



In Ukraine it is usually _____ and _____
_____ in winter. It is _____ and _____
in April. It is _____ and _____
in summer.
I like summer.

Lesson 6.
Урок 6.

1. Find and write. / Знайди та напиши.

Склади і запиши слово з виділених літер у кросворді на с. 19.



s	t	a	r	s	o	e	n	s
u	l	t	i	m	a	t	e	k
n	o	o	n	m	o	o	n	y
b	f	o	r	e	s	t	w	q
m	o	u	n	t	a	i	n	s
d	r	i	v	e	r	e	r	t
n	e	t	f	l	o	w	e	r
i	a	k	e	c	i	n	w	e
t	o	j	u	n	g	l	e	e

2. Write as in the example. / Напиши за зразком.

1. We can see the stars in the sky. – *Can we see the stars in the sky?*

2. There are many trees in the forest. –

_____ ?

3. There are many rivers and lakes on our planet. –

_____ ?

4. You can see many flowers in the parks. –

_____ ?

Lesson 7. Check Yourself

Урок 7. Перевір себе

1. Write your answers to Peter's questions. / Напиши свої відповіді на запитання Пітера.

Peter: Hello, how are you?

You: _____

Peter: What country are you from?

You: _____

Peter: Is it hot in December in your country?


You: _____

Peter: Really? In my country it is hot in December. I can swim. When is it hot in your country?

You: _____

Peter: That's interesting.

2. Read and write. / Прочитай та напиши.



It is _____ now. The weather is _____. It is _____ and sunny. The sun shines _____. There are some white _____ in the sky.

Dan and Ann are in the _____. There are many _____ in the forest. The leaves on the trees are _____, _____ and _____.

The children are _____.



Unit 2. Our School.

Розділ 2. Наша школа



Lesson 1.

Урок 1.

1. Write. / Напиши.

Яких літер не вистачає в словах?



2. Match and say. / З'єднай та скажи.

Допоможіть бджілкам знайти свій вулик.



3. Make sentences. Write. / Склади речення. Напиши.

Nick Ann ! My friend	do does	not	learn poems do the sums speak English dance do sports read books	on	Sunday. Monday. Tuesday. Wednesday. Thursday. Friday. Saturday.
-------------------------------	------------	-----	---	----	---

1. *I do not learn poems on Monday.*

2. _____

3. _____

4. _____

5. _____

6. _____

Lesson 2. Урок 2.

1. Find and circle. / Знайди та обведи.

З якої літери починаються слова – назви малюнків?



d/g/h



f/r/e



j/d/a



p/c/d



e/r/



y/u/r



p/b/n



o/p/b



p/l/f

2. Find and write. / Знайди та напиши.



Dan



Jane



Tom



Kate



– Whose bag is this?

– *It is Dan's bag.*



– Whose pencil case _____?



– Whose books are these?



– Whose exercise books _____?



– Whose _____?

Lesson 3. Урок 3.

1. Look and write. / Подивись і напиши.

Which school subjects are these.

kiaraUinn



Ukrainian

nhElgsi



EP



Mstah



usMci



tAr



mutpCeor Seditus



ingedaR



2. Read Ex. 2, p. 28 (SB) and answer the questions. / Прочитай вправу з с. 28 (підручник) і дай відповіді на запитання.

1. Does Dan learn many subjects at school?


2. What subjects does he learn at school?

3. Is Art his favourite lesson?

4. What are his favourite lessons?

3. Read, draw and write. / Прочитай, намалюй і напиши.

Ann is your new classmate. Tell her about your project. Answer her questions.



Ann: What is your favourite subject?

You: It's _____

Ann: What do you do in these lessons?

You: I _____

Ann: What things do you use?

You: I use _____

Lesson 4. Урок 4.

1. Read, match and complete. / Прочитай, з'єднай та доповни.

- | | |
|--|--------------------------------|
| 1. Can you give me your pens? | They are blue, red and purple. |
| 2. Can they jump and run in the PE lessons? | Yes, she does. |
| 3. Do you do the sums in the Maths lessons? | It is English. |
| 4. Does she sing songs in the Music lessons? | Here they are. |
| 5. What is your favourite subject? | Yes, we do. |
| 6. What colour are your pencils? | Yes, they can. |

2. Read and match. / Прочитай і з'єднай.

12+3=
13-2=
23+14=
55-28=
17+32=



1, 2, 3, 4, 5 ...

to play games

to do the sums

to answer

to count

to learn



3. Read and match the sentences (A-F) to the correct pictures. Who is speaking? / Прочитай і з'єднай речення (A-H) з відповідними малюнками. Хто говорить?

A Good night!

B Hello!

C Good morning, children!

D Pleased to meet you!

E Not very well!

F See you later!



Lesson 5. Урок 5.

1. Write the missing letters. / Напиши пропущені літери.



s_elf



m_p



b__kc_se



bla_kbo_rd



clas_r__m



pic__re

2. Complete. / Доповни.

one	many	one	many
a book	<i>books</i>	a chair	
a shelf		a pupil	
a pen		a toy	
a picture		a desk	
a map		a question	
a pencil		a teacher	
a flower		a colour	
a text		a game	

3. Look and write. / Подивись та напиши.



This is a book.



These are books.



1. _____ is a picture.



_____ are pictures.



2. _____ a map.



_____ are maps.



3. _____ is a shelf.



_____ are shelves.



4. _____ is a chair.



_____ are chairs.

Lesson 6. Урок 6.

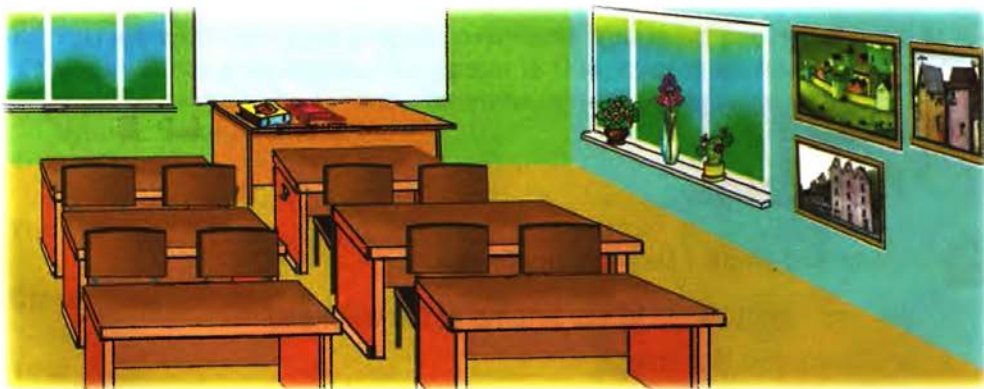
1. Look, match and write. / Подивись, з'єднай і напиши.



w f w b l t d



2. Look and answer the questions. / Подивись і дай відповіді на запитання.



1. What is this? – *It is a classroom.*

2. Is the classroom clean? – _____

3. What can you see there? –

4. What colour is the blackboard? –

5. How many windows are there in the classroom? –

3.

Jane is your friend. Write her about your classroom. / Джейн – твоя друга. Напиши їй про твою класну кімнату.

Hi, Jane!

This is a letter about my classroom. It is _____,

_____ and _____.

There is _____

Yours,

Lesson 7. Урок 7.

1.

Choose and circle. / Вибери та обведи.

1. Ann like / **likes** to go to the cinema at the weekend.
2. Do / Does you like sport?
3. He *doesn't* / *don't* watch TV every day.
4. I ride / rides a bike with my friends after school.
5. On Saturday Tim play / plays games.
6. Dan do / does his homework after school.

2. Look and write. / Подивись і напиши.



They play games every day.



She reads _____



He _____



3. You are with Sue, your English penfriend. You meet your classmate in the street. Write a dialogue. / Ти разом із С'ю, своєю англійською подругою. Ви зустрілись із твоїм однокласником / твоєю однокласницею на вулиці. Напиши діалог.

You: Hi, _____ !

Classmate: _____

You: _____

Sue: _____

Classmate: _____



Lesson 8. Урок 8.

1. Write as in the example. / Напиши за зразком.

1. I like – *She / He likes*

2. I watch – _____

3. I play – _____

4. I go – _____

5. I don't have – _____

6. I don't run – _____

7. I don't skip – _____

8. I don't skate – _____

2. Look, read and complete. / Подивись, прочитай і доповни.

sports

homework

bikes

games

play

skip

do

watch



1. They ride their _____. They don't _____ games.

2. He plays computer _____. He _____.

3. She does her _____. She _____.



- 3.** Read the text and answer the questions. / Прочитай текст і дай відповіді на запитання.



Hello! My name is Kate. I am a pupil. I study at school number 56. Our classroom is big, clean and light. You can see a big blackboard on the wall. There are fifteen desks in the classroom.

I learn many subjects at school: English, Ukrainian, Reading, Maths, Art, Music, Computer Studies, Nature Study and PE.

My favourite lessons are English and Maths. I like to do the sums and count in the Maths lessons. And I like to read, write and sing songs in the English lessons.

1. Is Kate a pupil?

2. Is her classroom big and clean?

3. Can you see pictures in her classroom?

4. How many desks are there in her classroom?

5. What subjects does she learn at school?

6. What are her favourite subjects?

- 4.** Kate is your new friend. Write questions to ask her about her school. / Катя – твоя нова подруга. Напиши запитання, щоб розпитати її про школу.

Unit 3. Meet My Family

Розділ 3. Познайомтеся з моєю родиною



Lesson 1. Урок 1.

1. Find and circle. Write. / Знайди та обведи. Напиши.

What family members can you find in the puzzle?



g	r	a	n	d	m	a
r	a	c	v	k	o	x
a	h	d	z	s	t	n
n	v	c	j	i	h	l
d	w	o	u	s	e	b
f	a	u	n	t	r	r
a	q	s	c	e	v	o
t	x	i	l	r	y	t
h	r	n	e	o	m	h
e	t	s	q	f	j	e
r	f	a	t	h	e	r
d	w	z	q	x	s	n
p	a	r	e	n	t	s



There are _____ members in this family.

2. Look and complete. Fill in *am, is* or *are*. / Подивись та доповни. Встав *am, is* чи *are*.



Hi! I _____ Ann. This _____ my family. It _____ big. These _____ my parents. They _____ very friendly. These _____ my brothers Tim and Tom. They _____ twins. These _____ my grandma and grandpa. They _____ very kind. I like my family very much.

Lesson 2. Урок 2.

1. Write. / Напиши.

Постав літери в правильному порядку.

y f i a m l _____

f r e d i n e n p _____

p g a n d r a n t r e s _____

t e p _____

t s i s e r _____

2. Read Ex. 1, p. 42 (SB). Choose the correct item. / Прочитай впр. 1, с. 42 (підручник). Обери правильний варіант відповіді.

1. Jane Tame is from _____
A the USA B Ukraine C England

2. She lives _____
 A in London B in Colchester C not far from London
3. Her mother teaches _____
 A at a hospital B at a school C in the zoo
4. Her father works _____
 A at a hospital B in a bank C in the museum
5. Jane's grandparents live _____
 A in Colchester B in London C not far from London
6. There is also _____ in the farm
 A a cat B a rabbit C a dog

3. Write the questions. / Напиши запитання.

- Ben has got a friend. – *Has Ben got a friend?*
- She works in a school. – _____
- Her father is a doctor. – _____
- They live in England. – _____
- I have got a pet. – _____
- His family is small. – _____

Lesson 3.
Урок 3.

1. Dan is your friend. Answer his questions. / Ден – твій товариш. Дай відповіді на його запитання.

Dan: Have you got a large family?

You: *Yes, I have. / No, I haven't.*

Dan: How many children have your mother and father got?

You: _____

Dan: Have you got a brother or a sister?

You: _____

Dan: Have you got an aunt and an uncle?

You: _____


Dan: Have you got any cousins?

You: _____

Dan: What other relatives have you got?

You: _____

2. Do the crossword. / Розв'яжи кросворд.



Across:

1. My uncle's child is my c_____.

5. My mother's parents are my g_____.

7. My aunt's daughter is my father's n_____.

8. My parent's daughter is my s_____.

Down:

2. My father's brother is my u_____.

3, 4. My parents are my f_____ and m_____.

5. My father's or my mother's mother is my g_____.

6. My father's sister is my a_____.

7. My uncle's son is my father's n_____.

Lesson 4. Урок 4.

1. Complete and match. / Доповни та з'єднай.

t_n	tw_nnty	t_i_ty	fo_ty	fift__	si__				
100	40	10	70	30	80	50	20	60	90
sev__nty	ei__hty	nin__ty	on__h_ndre						

2. You've just met these children. Write questions to ask them about their families. / Ти щойно познайомився із цими дітьми. Напиши запитання щоб розпитати їх про їхні родини.



Mary, 9

1. (large or small family?)
2. (brothers and sisters?)
3. (cousins?)
4. (how old / your parents?)



Jack, 10

1. (sister's name?)
2. (parents?)
3. (aunts and uncles?)
4. (grandparents / live?)

Is your family large or small?

3. Read and complete the sentences with true facts. / Прочитай та доповни речення відповідними фактами.

1. My sister is _____ years old.
2. I have got _____ lessons on Monday.
3. There are _____ chairs in our classroom.
4. Dogs live _____ years.
5. There are _____ months in a year.

Lesson 5. Урок 5.

1. Look, read and write. / Подивись, прочитай і напиши.



a doctor



1. I help sick people. I am _____
2. I take children to school. I am _____
3. I look after my sheep, pigs and hens. I am _____
4. I make bread. I am _____
5. I cook dinner. I am _____
6. I teach children at a school. I am _____

2. Read and complete. / Прочитай та доповни.

People Who Work for Us

Every day many people _____ (to work) for us. They are our helpers. A baker _____ (to make) bread for us. A farmer _____ (to help) us to have good things to eat. He _____ (to grow) many kinds of vegetables for us. Doctors _____ (to help) us when we are sick. Teachers _____ (to teach) us many interesting things.



Lesson 6. Урок 6.

1. Look and write. / Подивись та напиши.



It's five o'clock.



2. Draw and write. / Намалюй і напиши.

I get up at _____



I have breakfast at _____



I go to school at _____



I come back home at _____



3. Complete the dialogue. / Доповни діалог.



Rex: What do you want to be?

Bella: I want to be _____.

Rex: Why?

Bella: I like _____.

Rex: I want _____.



Bella: Why?

Rex: I _____.



Lesson 7. Урок 7.

1. Look and write. / Подивись і напиши.



1. Is he a farmer? – *Yes, he is. He is a farmer.*
2. Is she a cook? – *No, she isn't. She is a teacher.*
3. Is she a teacher? – _____
4. Is he a baker? – _____
5. Is he a policeman? – _____
6. Is he a driver? – _____

2. Read the text and answer the questions. / Прочитай текст та дай відповіді на запитання.



Hi! My name is Jack. This is my dad. His name is Oieh. He is 35. He is a driver.

He usually gets up at 6 o'clock in the morning. He goes to work at 7 o'clock. He drives a bus. He comes back home at 6.30 p.m. He likes his job.

1. How old is Jack's father?

2. What is his job?


3. What time does he usually get up?

4. Does he go to work at 9 o'clock? _____

5. Does he like his job? _____

Lesson 8. Урок 8.

1. Do the crossword. / Розв'яжи кросворд.



1. Someone who cooks dinner.
2. Someone who teaches children.
3. Someone who grows vegetables.
4. Someone who drives a bus.
5. Someone who makes bread.
6. Someone who helps sick people.

2. Write. / Напиши.

Ann's in mother bank works a
 grandma Her a doctor is
 Your mother is teacher a
 does not like job He his

1. *Ann's mother* _____
2. _____
3. _____
4. _____

3. Tom is your friend. Here is part of his letter. Write down your answer.

*My father is a doctor. I want to be a doctor, too. I like to help people.
 What do you want to be?*

Hi, _____!

My father is _____. My mother is _____.

I want _____. I like _____.

Yours,

Unit 4. Appearance.

Розділ 4. Зовнішність



Lesson 1. Урок 1.

1. Write and match. / Напиши і з'єднай.

e ___

h ___

ch ___

l ___



h ___

e ___

n ___

m ___

2. Look, read and match. / Подивись, прочитай та з'єднай.



Alex



Kim



Jane



Dan

1. He has got a r_____ face, a s_____ nose and s_____ hair. His name is _____.

2. He has got an o _____ face, b _____ eyes and s _____
d _____ hair. His name is _____.
3. She has got a r _____ face, r _____ cheeks and l _____
f _____ hair. Her name is _____.
4. She has got an o _____ face, d _____ eyes and l _____
d _____ hair. Her name is _____.

3. Answer the questions. / Дай відповіді на запитання.

1. Has Alex got a big nose? – *No, he hasn't.*
2. Has Kim got short hair? – _____
3. Has Jane got an oval face? – _____
4. Has Dan got green eyes? – _____
5. Who has got dark hair? – _____
6. Who has got short fair hair? – _____

Lesson 2.

Урок 2.

1. Read Ex. 3, p. 59 (SB) and tick T (True) or F (False). / Прочитай впр. 3, с. 59 (підручник) та познач правильні – неправильні твердження.

- ___ 1. Dan is tall.
- ___ 2. His face is round.
- ___ 3. He has got dark hair.
- ___ 4. His eyes are blue.
- ___ 5. His friend's name is Tom.
- ___ 6. Tom is short and plump.
- ___ 7. He has got short fair hair.
- ___ 8. His eyes are brown.
- ___ 9. He hasn't got freckles on his nose.



2. Look and write. / Подивись та напиши.

tall

thin

tall

brown

fair

straight

long

short

dark

curly

green

grey



1. Tom is tall and _____. He's got short, _____, _____ hair and _____ eyes.
2. Jane is slim and _____. She's got red, _____, _____ hair and _____ eyes.
3. Nick is _____ and _____. He's got _____, _____, _____ hair and _____.
4. Kim _____

Lesson 3. Урок 3.

1. Read and circle. / Прочитай та обведи.

Обведи слова – назви частин тіла.

A toe, a cat, black, a pen, a finger, a boy, a girl, yellow, a leg, a tree, a rabbit, an apple, an uncle, a family, a knee, a horse, a ship, a foot, a sister,

a desk, a bag, a head, a tooth, a mouse, red, a train, a ruler, a classroom
a shoulder, oval, a doll, a ball, an arm, a mother, a pet, to run, a book, a hand

2. Look and write. / Подивись і напиши.



1. Has Ariel got red hair? – *Yes, she has. She has got red hair.*

2. Is her hair short and curly? –

_____, _____. It _____ and _____.

3. Has Micky got big ears? –

_____, _____. He _____.

4. Are his eyes blue? –

_____, _____. His _____.

Lesson 4.

Урок 4.

1. Look and answer (Ex. 1, p. 62). / Подивись і дай відповіді (впр. 1, с. 62)

1. Is Polly slim? – *Yes, she is. She is slim.*

2. Has Jack got fair hair? – _____

3. Is Polly ugly? – _____

4. Has Polly got long hair? – _____

5. Is Jack handsome? – _____

6. Has Polly got curly hair? – _____

2. Read and complete. / Прочитай та доповни.

pretty

slim

straight

handsome

curly

tall

fair

long

dark

short

This is Jack. He is my classmate. He is t _____. He has got s _____ d _____ hair. His hair is c _____. He is h _____.

This is Polly. She is my classmate. She is s _____. She has got l _____ f _____ hair. Her hair is s _____. She is p _____.



Lesson 5. Урок 5.

1. Match and write. / З'єднай та напиши.

hand

fun

ni

hap

pre

ki

ce

nd

tty

ny

some

py

2. Read Ex. 2, p. 64 (SB) and answer the questions. / Прочитай впр. 2, с. 64 (підручник) та дай відповіді на запитання.

1. Is Jane happy and funny? – *Yes, she is. She is happy and funny.*

2. Is her father tall and handsome? – _____

3. Is her father weak? – _____

4. Is his hair long? – _____

5. Does he wear glasses? – _____

6. Is Jane's mum tall? – _____

7. Are her eyes green? – _____

8. Is she kind? – _____

3. Ann asks you about your parents. Write your answers.



What is your father like?

What does your mother look like?

Lesson 6. Урок 6.

1. Write. / Напиши.



1. You speak with your _____.
2. You see with your _____.
3. You smell with your _____.
4. You hear with your _____.
5. You touch with your _____.
6. A hand has five _____.
7. A foot has five _____.
8. Do you like to sit on your dad's _____?

2. Look and write. / Подивись та напиши.



Cinderella

Body: tall / slim
Face: oval
Eyes: blue
Nose: small
Lips: rosy
Hair: fair, straight
Character: happy, kind
Clothes: a blue dress, blue shoes,
blue earrings, a blue band



Snow White

Body: tall / slim
Face: round
Eyes: brown
Nose: small
Lips: rosy
Hair: dark, wavy, short
Character: happy, kind
Clothes: a yellow and indigo
dress, yellow shoes,
red band, a basket w
flowers

This is Cinderella. She is _____

This is Snow White. She is _____

Unit 5. Holidays

Розділ 5. Свята



Lesson 1.

Урок 1.

1. Match and say. / З'єднай та скажи.

We celebrate New Year's Day in December.



2. Read and answer the questions. / Прочитай та дай відповіді на запитання.



St Patrick's Day is the most popular holiday in Ireland. People celebrate it on the 17th of March. St Patrick was the patron saint of Ireland. People wear green on this day.

Green is one of the symbols of Ireland. There is a huge firework display in the evening in Dublin, the capital of Ireland.

1. St Patrick's Day is the most popular holiday in Ireland, isn't it? – *Yes, it is.*
2. When do people celebrate it? –

3. Who was St Patrick? –

4. What colour is the symbol of Ireland? –

5. Is there a firework display in Dublin? –

Lesson 2. Урок 2.

1. Write your answers to Kim's questions. / Напиши свої відповіді на запитання Кім.

Kim: Do you like parties?

You: _____

Kim: Do you send the invitations to your friends?

You: _____

Kim: Do you clean your house before the party?

You: _____

Kim: Who usually buys food and drinks?

You: _____

2. Look and match. Then write. / Подивись та з'єднай. Потім напиши.



to write

the presents

to send

the house



to clean

the invitations

to open

the invitations



I like _____

Lesson 3. Урок 3.

1. Choose and complete. / Вибери і доповни.

1. My brother _____ a birthday party in December.

A haven't got

B has got

C have got

2. Ann and Dan usually _____ at the party.

A dances

B dance

C doesn't dance.

3. I always _____ my room before party.

A cleans

B clean

C to clean

4. What time _____ the party start?

A do

B does

C -

2. Write. Say. / Напиши. Скажи.



d _ _ _ _

s _ _ _

e _ _

c _ _ _ _

p _ _ _

g _ _ _ _



We usually _____ at the party.

3. Read what Ann says about her birthday party. How do you celebrate your birthday? Write. / Прочитай, що Аня розповідає про свій день народження. Як ти святкуєш свій день народження? Напиши.


I always have a birthday party at home. My mum bakes a cake with candles. We often play party games like "Musical Chairs." We never watch TV. Sometimes I go out with friends to the cinema or to a café. We have a lot of fun.



Lesson 4. Урок 4.

1. You're at Ann's party. Find the things in the picture beginning with these letters and put the numbers. Write the words. / Ти на святкуванні в Ані. Знайди на малюнку предмети, які починаються із цих літер. Постав відповідний номер. Напиши слова.

1. c _____
2. p _____
3. c _____
4. m _____
5. f _____
6. b _____
7. o _____
8. f _____
9. c _____
10. t _____



2. Read Ex. 2b, p. 77 (SB) and answer the questions. / Прочитай впр. с. 77 (підручник) і дай відповіді на запитання.

1. Does Ann have a birthday party every year? – *Yes, she does. She has a birthday party every year.*
2. Who comes to her party? – _____
3. What do they bring? – _____
4. Does Ann's mum make a birthday cake? – _____
5. What song do the children sing? – _____

3. Read and complete. / Прочитай та доповни.

My Birthday Party

My birthday is in O_____. We usually have a b_____.
I invite f_____. They bring me a lot of p_____. We
s_____ and d_____. We usually p_____ g_____.
eat c_____. Our party is never dull.



Lesson 5. Урок 5.

1. Look and write. / Подивись та напиши.



What is this? – *It is a book.*

What is that? – It is _____ .

Is it interesting? – Yes, _____ . Is it nice? – No, _____ .



– What are these?

– What are those?

– They are _____ .

– _____ .

– Are they made of glass?

– Are they made of cotton?

– No, _____ .

– Yes, _____ .

2. Write negative sentences. / Напиши заперечні речення.

1. I have got a toy car for my birthday. – *I have not got a toy car for my birthday.*

2. This cup is big. – _____

3. He likes this book. – _____

4. She likes those teddy bears. – _____

5. Tom and Ann has a birthday party every year. – _____

6. They invite many friends to their party. – _____

Lesson 6. Урок 6.

1. Look at the picture. Write the words for the things in the picture.
Подивись на малюнок. Напиши назви зображених предметів.

Ferhat rFsto

noSw idMaen

otsy



pserntes

Cstrimhas rete

wSnanom

2. Write. Describe the picture. / Напиши. Опиши малюнок.

3. Write. / Напиши.

Year celebrate and people winter New in
Christmas Ukrainian

houses with We our toys decorate balls and
do send their What children to friends

Ukrainian people celebrate New Year and Christmas in winter.

4. Read and complete the sentences. / Прочитай та доповни речення.

• Frost • Year • Merry Christmas • decorate • New Year • postcards •
celebrate • Maiden • Christmas •

Ukrainian people (1) *celebrate* New (2) _____ and
(3) _____ in January. They (4) _____ their houses.
Father (5) _____ and Snow (6) _____ always bring
presents to little children. The children make (7) _____ for their
relatives and friends. They wish them a Happy (8) _____
_____ and a (9) _____.

Lesson 7. Урок 7.

1. Look, guess and write. / Подивись, розгадай і напиши.

What do children do before Easter?



1 teradeco –
decorate



2 yub –



3 enpo –



4 eanlc –



5 onehp –



6 dens –



7 ietrw –



8 apitn –

2. Read Ex. 1, p. 82 (SB) and answer the questions. / Прочитай впр. 1, с (підручник) і дай відповіді на запитання.

1. When do people in Britain and the USA celebrate Christmas?

2. What do they decorate their homes with?

3. Who brings presents to children?

4. Do many families have parties?

5. Do they dance and sing during their Christmas parties?

6. Do children play games and have fun?

Lesson 8.

Урок 8.

1. Write and match. / Напиши та з'єднай.



reast gge



teasr entpres



skasap



askbet stera

2. Read and complete. Write the questions. / Прочитай і доповни. Напиши запитання.

Dan : _____

Ann: My favourite holiday is in spring.

Dan: _____

Ann: It's Easter.

Dan: _____

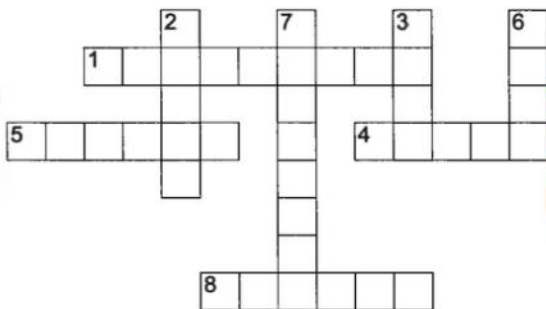
Ann: We usually paint Easter eggs, make Easter greetings cards for our relatives and bake paskas.

Dan: _____

Ann: Yes, we do. We go to the church early in the morning.

Lesson 9. Урок 9.

1. Do the crossword. / Розв'яжи кросворд.



- How do Ukrainians c _____ Christmas?
- We usually c _____ our flat before the party.
- My favourite holiday is New Y _____ 's Day.
- Do you like to w _____ invitations?
- My mum usually bakes p _____ before Easter.
- Ann is ten today. There are 10 candles on the birthday c _____.
- I like to receive p _____ on holidays.
- My favourite holiday is in spring. It's E _____.

2. Complete the sentences. Use the verbs in brackets. / Доповни речення Використовуй дієслова в дужках.

- She doesn't like _____ (to clean) her room before holiday.
- Tom usually _____ (to dance) at the party.
- My Grandma always _____ (to bake) paskas on Easter.
- I usually _____ (to get) many presents on my birthday.
- My mother always _____ (to cook) supper.
- Does your father _____ (to buy) food before holiday?
- When _____ you _____ (to celebrate) Easter?
- What _____ Dan _____ (to do) before Easter?

Unit 6. Life at Home.

Розділ 6. Життя вдома



Lesson 1.

Урок 1.

1. Write. Put the items in the room where you can find them. Some items can go in different rooms. / Напиши. Розстав предмети в ту кімнату, де ти можеш їх знайти. Деякі предмети можуть бути в різних кімнатах.

a TV set

a computer

a bed

a wardrobe

a sofa

a clock

an armchair

a curtain

a bookcase

a chair

A BATHROOM

A BEDROOM

A KITCHEN



A LIVING ROOM

2. Look and write where the things are. Use the prepositions: *at, in, on, to, between, behind, under*. / Подивись та напиши, де знаходяться речі. Використай прийменники: *at, in, on, next to, between, behind*.



The bookcase is at the wall.

1. The computer is _____
2. The books are _____
3. The TV sets _____
4. The red clock _____
5. The alarm clock _____
6. There are two cats _____
7. There is an armchair _____
8. There is one cat _____

3. Write about your room. / Напиши про свою кімнату.

Lesson 2. Урок 2.

1. Write the prepositions. / Напиши приемыники.

▪ near ▪ behind ▪ in ▪ in the corner ▪ above ▪ between ▪ under
▪ on top of ▪ in front of ▪



2. Find and circle. / Знайди та обведи.

Яке слово зайве?

green, yellow, pink, purple, bath

pen, pencil, towel, ruler, desk

cotton, glass, metal, plastic, cooker

Christmas, mirror, New Year, Easter

teddy bear, doll, sink, ball, toy car

mother, fridge, father, sister, grandma


cat, monkey, carpet, bear, giraffe

stairs, jump, write, sing, play

cupboard, December, May, June, October

3. Write. / Напиши.


Ann



Tom



Sue and Kim



Emma
and Nick



Dan



Dan



1. Are Sue and Kim in the kitchen? – *No, they aren't. They are in the bedroom.*
2. Is Ann in the living room? – _____
3. Is Dan in the hall? – _____
4. Are Emma and Nick in the bedroom? – _____

5. Is Dan in the bathroom? – _____
6. Is Tom in the living room? – _____

Lesson 3. Урок 3.

1. Write. / Напиши.

1. Where can you put your books? _____
2. Where can two / three people sit on? _____
3. What can you see in the dining room? _____
4. What have you got in the bathroom? _____
5. What have you got in the living room? _____

2. Write your answers to the questions. / Напиши відповіді на запитання.

Ann: Is your living room large or small?

You: _____

Ann: What colour are the walls there?

You: _____

Ann: Is there a TV set in your living room?

You: _____



Ann: Where is it?

You: _____

Ann: What do you usually do in this room?

You: _____

3. Look at the pictures carefully. Find five differences. Write sentences.
Уважно розглянь малюнки. Знайди п'ять відмінностей. Напиши речення.



Picture A

There is a carpet on the floor.

Picture B

There is no carpet on the floor.

Lesson 4. Урок 4.

1. Write. / Напиши.



taisnrc



romirr



mrairach



orbderaw



secaokbo




ewrard

2. Read Ex. 4, p. 95 (SB) and answer the questions. / Прочитай впр. 4, с. 95 (підручник) та дай відповіді на запитання.

1. Is the room cosy? – _____
2. Is there a window in the room? – _____
3. What colours are the curtains? – _____
4. Where is the bed? – _____
5. Is there a computer in the room? – _____
6. Is the room clean? – _____

3. Draw and write. / Намалюй і напиши.



This is my room. There is _____

Lesson 5. Урок 5.

1. Read and complete. / Прочитай та доповни.

• eight • kitchen • English • dining room • bedroom • house • living room •

Dear Ann,

Hello! How are you? My name's Tom. I'm e_____. I live in the USA. It is a beautiful country. We speak E_____. I live in Helena, Montana. It is a nice town.

My h_____ has got two floors. On the ground floor there is a big d_____, a modern k_____ and a wonderful l_____ r_____. Upstairs there is one big b_____, two small bedrooms and two b_____.

I hope you can visit me soon.

Bye!

Tom



2. Write. / Напиши.

1. Where is Tom from? – _____
2. Does he live in a flat or in a house? – _____
3. How many floors are there in his house? – _____
4. Which rooms are upstairs? – _____
5. Where are the bathrooms? – _____

Lesson 6. Урок 6.

1. Match, write and say. / 3'єднай, напиши та скажи.

to feed

to clean

to lay

the plants

the dishes

the dog

to walk

to wash

to water

the cat

the table

the floor



Ann washes the dishes every day.











2. Choose and circle. / Вибери та обведи.

Example:

My brother walk / **walks** our dog every morning.

1. They water / waters the plants in their classroom every day.
2. Sue usually wash / washes the dishes after breakfast.
3. We feed / feeds our cats every day.
4. Does Mary always lay / lays the table for dinner?
5. Do Peter and Bob play / plays football every day?

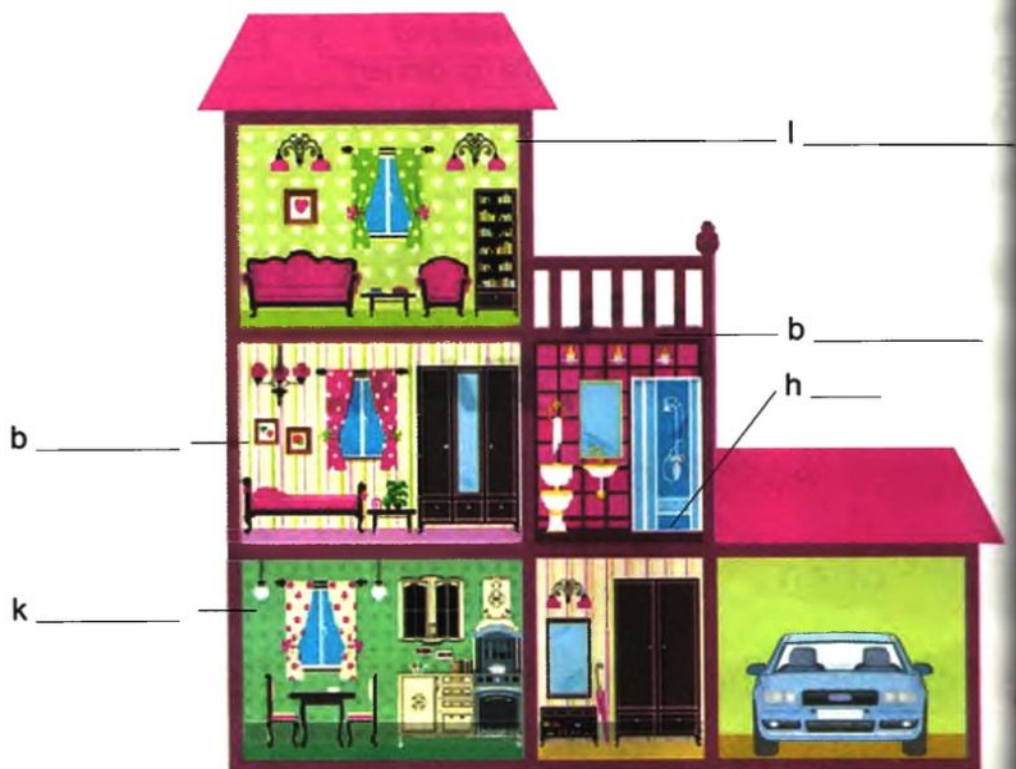
3. Write. / Напиши.

dinner usually she table the lays before
my doesn't water brother plants the
I the wash after dishes party my
My often walks sister dog the
Sue cleans the in bedroom floor her
I feed every cat my day

1. _____
2. _____
3. _____
4. _____
5. _____
6. _____

Lesson 7. Урок 7.

1. Write. / Напиши.



2. Answer the questions to Ex. 1, p. 100 (SB). / Дай відповіді на запитання до впр. 1, с. 100 (підручник).

1. Where does Mrs Brown live? – _____
2. What is her son's name? – _____
3. Has he got a family? – _____
4. Do they live in a flat or in a house? – _____
5. Have they got a dog? – _____

3. Look and write. Which parts of Bella's house do these pictures show? / Подивись і напиши. Які частини будинку Белли представляють ці предмети?



1. *You can see plates and cups in the kitchen.*



2. _____



3. _____



4. _____



5. _____



6. _____



7. _____



8.

4.

Draw and write which of these rooms your house / flat has got or hasn't got. / Намалюй і напиши, які з цих кімнат у твоєму будинку / квартирі а яких немає.



Hi, _____ !

My house / flat has got _____

It hasn't got _____

Yours,

Unit 7. Daily Life.

Розділ 7. Будні



Lesson 1.

Урок 1.

1. Write. / Напиши.

What do you do in the morning?



I wash my face. _____



2. Write. / Напиши.

What does Dan do in the morning?



Dan makes his bed.



Lesson 2.
Урок 2.

1. Write and say. / Напиши та скажи.



1



2



3



4



5



6

1. It's eight o'clock.

2. _____

3. _____

4. _____
 5. _____
 6. _____


2. Write the questions and answers. / Напиши запитання і відповіді.

1. To get up	When _____?	At 7 o'clock.
2. To wash your face	What time _____?	At 7.15.
3. To have breakfast	When _____?	At 7.30.
4. To leave home	What time _____?	At 7.45.
5. To come to school	When _____?	At 8.10.
6. To come home	What time _____?	At 14.00.

1. *When do you get up? – I get up at seven o'clock.*

2. _____
 3. _____
 4. _____
 5. _____
 6. _____

3. Read and guess. Then draw and write down the answer. / Прочитай і відгадай. Потім намалюй предмет і напиши відповідь.



I have got a face.
 I have got hands.
 I can run. I can stop.
 I can't talk.
 But I can wake you up.

• What am I?

Lesson 3. Урок 3.

1. Read the text. Order the pictures and write the correct time for each picture. / Прочитай текст. Постав малюнки у правильній послідовності. Напиши час до кожного малюнка.



It's ten o'clock.



Here is our plan for the weekend. At ten o'clock we meet at school. At a quarter past ten we go to the park. We ski and skate from eleven o'clock to one o'clock in the afternoon. Then at two o'clock we have dinner. At four o'clock we go to the yard and make a snowman. And then at six o'clock we go home!

2. Answer the questions. / Дай відповіді на запитання.

1. Where do we meet at 10 o'clock?

2. Do we go to the park?

3. What do we do there?

4. What time do we have dinner?

5. What do we do in the yard?

6. What time do we go home?

Lesson 4. Урок 4.

1. Write these sentences in the Past Simple Tense. / Напиши ці речення в минулому неозначеному часі.

is	was
are	were

1. It is Wednesday today. (Tuesday)

2. It is sunny today. (rainy)

3. We are in the park now. (at the zoo)

4. It is 10 o'clock. Kim and Jane are at school. (at 8 o'clock)

5. We are in Kyiv now. (in the village)

Kim and Nick are at the cinema now. (at home)



2. Look and write. / Подивись і напиши.

Where were the children yesterday?



Backy was at the circus yesterday.

3. Write. / Напиши.

Where were you last Sunday?

Lesson 5. Урок 5.

1. Write. / Напиши.

Постав літери в словах у правильному порядку.

c u s r i c _____

m a e n i c _____

k a r d _____

t u s h _____

n m o o _____

r e s t o f _____

o z o _____

m e o h _____

2. Write negative sentences. / Напиши заперечні речення.

1. Jane was in bed at 9 o'clock yesterday.

2. Last Sunday Emma and Dan were at the circus.

3. Nick was at the cinema yesterday.

4. They were at home last night.

5. I was at school at 9 o'clock yesterday.

Lesson 6. Урок 6.

1. Read and complete. / Прочитай та доповни.

1. There are many toys in this toy s _____ .
2. It was Sunday yesterday. Peter was at h _____ .
3. Do your friends often watch films at the c _____ ?
4. I like to play ball games on the b _____ in summer.
5. Were they at the p _____ yesterday?

2. Write this text in the Past Simple Tense. / Напиши цей текст у минулому неозначеному часі.

It is Sunday today. The day is sunny. Alex and Kim are at the beach. The friends are not with them. Ann is at home. Dan is at the playground. Tom is not at the playground. He is at the cinema.

Lesson 7. Урок 7.

1. Look and write. / Подивись та напиши.

Present Simple Tense	Past Simple Tense
get up	got up
	washed

make	
	played
come	
go	
have	
	watched

2. Read and complete. Use *is, are, was, were*. / Прочитай та доповни. Використай *is, are, was, were*.



TODAY

Cinderella _____ at home today. She _____ alone in the kitchen. Her dress _____ old and dirty. She _____ sad. Her sisters _____ at the door.

YESTERDAY

Cinderella _____ in the palace yesterday. She _____ with the Prince. Her dress _____ new and beautiful. She _____ happy. Her sisters _____ at the door. They _____ sad.



Lesson 8. Урок 8.

1. Put the verbs in brackets into the Past Simple Tense. / Постав дієслова в дужках у минулому часі.

1. A: _____ you _____ (to visit) the Louvre in Paris?

B: No, we _____ (not / to stop) there.

2. A: _____ you _____ (to go) out last Sunday?

B: No, I _____ (to stay) at home.

3. A: My grandfather _____ (to live) in the village two years ago.

B: _____ he _____ (to like) it there?

4. A: Where _____ (to be) you last summer?

B: I _____ (to be) in Odesa.

2. Write what you did yesterday in the morning. / Напиши, що ти робив / робила вчора вранці.

I got up at _____

Lesson 9. Урок 9.

1. Look and write. / Подивись і напиши.

Example:

A: *Did Dan clean his room yesterday?*

B: *Yes, he did.*

	Dan	Ann and Kim	Tom
To clean / a room	x	✓	✓
To visit / relatives	✓	✓	x
To help about the house	x	x	✓
To feed / the cat	✓	✓	x

1. A: _____ Ann and Kim visit their relatives yesterday?

B: _____, they _____.

2. A: _____ Tom clean his room yesterday?


B: _____, he _____.

3. A: _____ Tom feed his cat yesterday?

B: _____, he _____.

2. Draw and write. / Намалюй і напиши.

What did you do yesterday?



Unit 8. Free time.

Розділ 8. Вільний час



Lesson 1.

Урок 1.

1. Look and match. / Подивись та з'єднай.



to watch TV



to collect stickers



to collect stamps



to skip

2. Look and write. / Подивись та напиши.



1



2

3



4



1. Dan likes to _____
2. _____
3. _____
4. _____

Lesson 2. Урок 2.

1. Read and complete. / Прочитай і доповни.

Many children play games at the
p _____ every Sunday.



Ann likes to play _____ b _____.



Jack and Mary usually play _____ h _____.



Bill likes to play _____ h _____-and- _____.



2. Write. / Напиши.

1. you / like / to play badminton / do / to / or / watch TV / ?

2. hobby / is / your / what / ?

3. do / you / why / to / like / stamps / collect / ?

4. will / she / go / Kyiv / tomorrow / to / .

5. how often / ride a bike / do / in summer / you / ?

6. your / friends / play / next / will / the / games / playground / at / Sunday /



Lesson 3. Урок 3.

1. Look and write. / Подивись і напиши.

- playground ▪ hopscotch ▪ hide-and-seek ▪ to play badminton
- to go skateboarding ▪ to roller skate ▪ to go swimming



What do you like to do?

What don't you like to do?

I like to _____

I don't like to _____

2. Write. / Напиши.

1. swimming / My / sport / favourite / is / .

2. He / games / playing / likes / computer / .

3. does / to watch / like / he / What / game / ?

4. in / like / Do / skateboarding / you / roller skating / summer / or / ?

3. Look and write. / Подивись і напиши.

What do the children usually do in these seasons of the year?



1. Maksym _____

2. Mike _____

3. Enza _____

4. Hanz _____

4. Write. / Напиши.

What are your favourite activities?

1. In summer I like _____

2. In autumn I like _____

3. In winter I like _____

4. In spring I like _____

Lesson 4. Урок 4.

1. Find and circle. / Знайди і обведи.

Яке слово зайве?

village, apple, orange, lemon _____

gather, doll, ball, teddy bear _____

hen, pig, evening, dog _____

fruit, jump, run, go _____

2. Complete the questions. / Доповни запитання.

What

When

Where

Do

Who

1. _____ do your grandparents live?

2. _____ do you visit them?

3. _____ can you see there?

4. _____ you help your granny?

5. _____ goes fishing on Sunday?

3. Choose and circle. / Вибери та обведи.

1. My granny and granddad **(live)** / lives in the village.

2. We *visit* / visits them on Sunday.

3. In the morning my brother *help* / helps my father in the garden.

4. My granny *cook* / cooks dinner.

5. My granddad *go* / goes fishing.

6. My dad *feed* / feeds the animals.

Lesson 5. Урок 5.

1. Write. / Напиши.

Знайди помилку та напиши слова правильно.

A sumer camp _____

To fly a kate _____

To vsit granparents _____

To go fising _____

To gater _____

To stai at hom _____

2. Write the sentences in the Future Simple Tense. / Напиши речення в майбутньому неозначеному часі.

1. She has a lot of free time on Sunday.

She will have a lot of free time next Sunday.

2. He goes to the village every week.

3. Nick rides a bike every day.

4. They go to the summer camp in August.

5. Sue goes swimming every Tuesday.

6. Mark and Tom roller skate at the weekend.

3. Write what you will do next weekend. / Напиши, що ти будеш робити наступних вихідних.

Lesson 6. Урок 6.

1 Match and say. Write. / З'єднай та скажи. Напиши.



to go fishing

in the village



to make a sandcastle

to help grandparents



to stay at home

on the beach



I like to make a sandcastle on the beach.

2.

Look and write. What differences do you see? / Подивись і напиши. Які відмінності ти бачиш?



A

Picture A

There is a dolphin in picture A.



B

Picture B

There is no dolphin in picture B.

Lesson 7. Урок 7.

1. Write down your questions to these answers. / Напиши запитання до поданих відповідей.



1.
A: _____
B: Ann, Dan and Ann's dad are in the garden.
2.
A: _____
B: They can see many fruit trees there.
3.
A: _____
B: Ann's dad gathers fruit and vegetables.
4.
A: _____
B: The children help him.

2. Alex is your friend. Here is part of his letter. Write your answer. / Алекс – твій товариш. Ось частина його листа. Напиши йому відповідь.

What do you usually do in the village? Do you help your parents / grandparents?

Hi, Alex!

Thank you for your letter. My grandparents live in the village.

Yours,

Lesson 8. Урок 8.

1. Look at the picture. Write the words for the things in the picture.
Подивись на малюнок. Напиши слова – назви предметів, зображених на малюнку.



2. Read and tick True (✓) or False (×). / Прочитай і познач правильні твердження (✓) або неправильні твердження (×).

- It is a sunny day.
- I can see three girls.
- The dog is on the rock.
- The woman is under the umbrella.

True	False

3. Read and complete. Put the verbs in the Past Simple Tense. / Прочитай і доповни. Постав дієслова в минулому неозначеному часі.

▪ put ▪ go ▪ swim ▪ be ▪ play ▪ collect ▪ be ▪

Last summer, Dan and Ann (0) *went* to the beach. It (1) _____ a hot day. They (2) _____ their towels and T-shirts on the sand. They (3) _____ ball games. They (4) _____ a lot. They also (5) _____ shells and stones. They (6) _____ happy.



4. Draw and write. / Намалюй і напиши.

Next summer I will _____

Відповіді на завдання уроків «Check Yourself» («Перевір себе»)

(Див. підручник «Англійська мова. 3 клас» автора Алли Несвіт)

Unit 1. Nature. Seasons

Lesson 7, pp. 22–23

- Exercise 1, page 22:* 1 summer; 2 autumn; 3 spring; 4 winter.
Exercise 3, page 23: 1 robot; 2 puzzle; 3 plane; 4 ship; 5 clock; 6 swing.
Exercise 4, page 23: Answers vary.
Exercise 5, page 23: autumn months; red, yellow and brown; rainy, windy.

Unit 2. Our School

Lesson 8, pp. 38–39

- Exercise 1, page 38:* A: read the texts, watch TV, do the sums, listen to a teacher; B: ride a bike, do sports.
Exercise 2, page 38: Answers vary.
1. I usually listen to the teacher and read the texts at the lessons. 2. I ride a bike and do sports after school. 3. I sometimes watch TV at the weekends.
Exercise 4b, page 39: 1. Yes, they are. They are classmates. 2. They go to school from Monday to Friday. 3. They usually have five lessons a day. 4. They read and write in the Ukrainian and English lessons. They do the sums at Maths. They listen to their teacher at every lesson.
Exercise 5a, page 39: Ann likes to read books, draw and speak English. Dan likes to play football and computer games. He also likes Maths.
Exercise 5b, page 39: I can see Ann and Dan in the picture. I can say that Ann likes to read books and draw. Her favourite subject is English. (I can say that) Dan likes to play football and computer games. His favourite subject is Maths.

Unit 3. Meet My Family

Lesson 8, pp. 54–55

- Exercise 1, page 54:* 1 His; 2 Their; 3 Your; 4 Our; 5 My.
Exercise 2, page 54: 1. Those are teachers. 2. These are bakers. 3. Those are farmers.
Exercise 3, page 54: 1 a farmer; 2 a teacher; 3 a doctor.
Exercise 4, page 55: 1 a baker; 2 a teacher; 3 a doctor.
Exercise 5, page 55: Answers vary. *All professions are important.*
A teacher works at school and teaches children. A doctor helps sick people. A farmer grows vegetables. A baker bakes bread. A driver takes children to school.

Unit 4. Appearance

Lesson 6, pp. 66–67

- Exercise 1, page 66:* 1 round / oval; 2 green / brown; 3 long / short.
Exercise 2, page 66: 1 A teddy bear; 2 a clown; 3 a robot.

- Exercise 3, page 66:* This is Little Red Riding Hood. She is short. She is not tall. She has got an oval face, green eyes and a short nose. Her lips are red. She has a red coat and a red hat on.
- Exercise 4, page 67:* 1. Betty is a doctor. She is thirty-two. She has got fair hair and blue eyes. 2. Simon and Peter are policemen. They are twenty-six years old. They've got black hair and grey eyes. 3. Answers vary.
- Exercise 5, page 67:* (Answers vary.) My uncle is a driver. He is twenty-eight. He's got fair hair and blue eyes.

Unit 5. Holidays **Lesson 9, pp. 86–87**

- Exercise 1, page 86:* 1 E; 2 A; 3 B; 4 F; 5 C; 6 D.
- Exercise 2, page 87:* 1. Pam doesn't blow out the candles on her friend's birthday. 2. Bob and Jim don't always talk. 3. Sue doesn't open the presents at Christmas. 4. Alex and Tom don't listen to music every day.
- Exercise 3, page 87:* 1. Do you like parties? 2. Does she often play games? 3. Do we always talk to friends? 4. Does she often blow out the candles?
- Exercise 4, page 87:* Answers vary.

Unit 6. Life at Home **Lesson 7, pp. 100–101**

- Exercise 1, page 100:* 1 She; 2 Her; 3 He; 4 They; 5 Its; 6 his; 7 They.
- Exercise 2, page 101:* 1 No; 2 Yes; 3 Yes; 4 No; 5 Yes.
- Exercise 3, page 101:* 1 A; 2 B; 3 C.
- Exercise 4, page 101:* Answers vary.
- Exercise 5, page 101:* Answers vary.

Unit 7. Daily Life **Lesson 9, pp. 118–119**

- Exercise 1, page 118:* 1 A; 2 B; 3 A; 4 C.
- Exercise 2, page 118:* Answers vary.
- Exercise 3a, page 118:* 1 was; 2 was; 3 were; 4 were.
- Exercise 3b, page 118:* 1 weren't; 2 wasn't; 3 wasn't; 4 weren't.
- Exercise 4, page 119:* 1. Was John at the circus yesterday? – No, he wasn't. He was at the cinema yesterday. He watched a new film. 2. Were the children at the zoo yesterday? – Yes, they were. They were at the zoo on Saturday. They watched animals. 3. Were you in the village at the weekend? – Yes, I was. / No, I wasn't. I was at home and played computer games.
- Exercise 5, page 119:* Answers vary.

Unit 8. Free Time **Lesson 8, pp. 134–135**

- Exercise 1, page 134:* 1 read a book; 2 go fishing; 3 play with a ball; 4 sleep.
- Exercise 2, pp. 134–135:* 1 A; 2 A; 3 B; 4 A; 5 C.
- Exercise 4, page 135:* 1 No; 2 Yes; 3 No; 4 Yes; 5 No.
- Exercise 5, page 135:* Answers vary.

Навчальне видання

НЕСВІТ Алла Миколаївна

АНГЛІЙСЬКА МОВА

**Робочий зошит
для 3 класу
загальноосвітніх
навчальних закладів**

*Схвалено для використання
у загальноосвітніх навчальних закладах*

Головний редактор *Н. Заблоцька*
Редактори *Т. Іващенко, Л. Жакун*
Обкладинка, макет, ілюстрації *В. Марущинця*
Технічний редактор *Ц. Федосіхіна*
Комп'ютерна верстка *Ю. Лебедєва*

Формат 84×108/₁₆
Ум. друк. арк. 10,92. Обл.-вид. арк. 9,83.
Тираж 45 023 пр. Вид. № 1530.
Зам. №14-07-0412.

Видавництво «Генеза»,
вул. Тимошенка, 2-л, м. Київ, 04212.
Свідоцтво суб'єкта видавничої справи
серія ДК № 3966 від 01.02.2011.

Віддруковано з готових позитивів у
ТОВ «ПЕТ», вул. Ольмінського, 17, м. Харків, 61024.
Свідоцтво суб'єкта видавничої справи серія ДК № 4526 від 18.04.2013.



ВЕСЕЛКОВА ШКОЛА



Alla Nesvit

ENGLISH WORKBOOK

WE LEARN ENGLISH

3



English



До підручника
«ENGLISH. 3»
Алли Несвіт



ВЕСЕЛКОВА ШКОЛА

«Веселкова школа» —
нова серія навчальних видань
для початкової школи, створена видавництвом
«ГЕНЕЗА».



Пропонуємо
навчально-методичний комплект
з АНГЛІЙСЬКОЇ МОВИ
для 3 класу:

- Підручник
(авт. Алла Несвіт);
- Робочий зошит
(авт. Алла Несвіт);
- Книжка для вчителя
(авт. Алла Несвіт, Олена Кузьменко).

Учням —
тільки якісні знання!

З питань реалізації звертатися:

ТОВ «Центр навчально-методичної літератури»,
тел. (044) 379-10-54
e-mail: sales@cnml.com.ua
Інтернет-магазин: www.cnml.com.ua

ISBN 978-966-11-0494-4



9 789661 104944 >

