

Оксана Карпюк

# АНГЛІЙСЬКА МОВА

Підручник для 3 класу закладів загальної середньої освіти  
(з аудіосупроводом)

Oksana Karpyuk

# ENGLISH

A textbook for the third form of secondary schools  
(with audio support)

**Карпюк О. Д.**

К 26 **Англійська мова** : підручник для 3 класу закладів загальної середньої освіти (з аудіосупроводом). – 2020. – 128 с. : іл.

Підручник розроблено згідно із Державним стандартом початкової загальної середньої освіти Нової української школи на основі оригінальної *авторської концепції позитивної мотивації та креативного іншомовного навчання молодших школярів*. Книга містить матеріал, передбачений для 3 класу типовими програмами Нової української школи в іншомовній галузі з англійської мови.

*Діяльнісний підхід та комунікативно-ігрова методика* забезпечуються характером завдань підручника з аудіосупроводом та іншими компонентами до нього.

**ВІТАЮ!**

Ось ми знову зустрічаємось  
на сторінках твого нового  
підручника з англійської мови  
вже у третьому класі!  
Сподіваюсь, літо було теплим і  
гарним, а в тебе з'явилося ще більше друзів.  
Що ж, я підготував тобі зустрічі з новими героями,  
які допоможуть в ігрових завданнях і цікавих  
історіях продовжити вивчати англійську.  
Вдалого навчального року!



# CONTENTS

<b>STARTER pages 6-11</b>			
Vocabulary	kiss, touch, speak, wink		
Structures	Stand up straight! Touch your ...! Some lemonade? – Yes, please.	Look, the cat is climbing the tree! I can play football.	These are my dolls. They are nice.
<b>UNIT 1 ME, MY FAMILY AND FRIENDS pages 12-31</b>			
Vocabulary	basket, classmate, e-mail, England, grass, magic, reporter, Spain, swing; favourite, hard-working, helpful, lazy, sleepy, strict; move, speak; always, late		<b>Reading:</b> A New Classmate <b>Listening:</b> Identifying details about classmates <b>Speaking:</b> Asking and answering about sports and hobbies <b>Writing:</b> Describing family and friends
Structures	These are my friends. He/She is a new classmate. His/Her ... is ... I am (not) / He/She is (not) from ... He/She lives in ... His/Her family is ... They are in ... He/She is good at ...	Are you good at dancing? He/She is on/in/under the ... Rosie's favourite toy is a ... They often play basketball.	
<b>UNIT 2 SWEET HOME pages 32-49</b>			
Vocabulary	<b>Family relationships:</b> aunt, cousins, daughter, parents, grandparents, husband, wife, sweetheart, son, uncle, village <b>House and furniture:</b> armchair, bathroom, bedroom, carpet, floor, house, kitchen, living room, sofa, TV, left, new, right <b>Prepositions of place:</b> above, in front of, next to <b>Jobs and professions:</b> job, work, doctor, singer, secretary, farm, dancer, waiter, businessman, farmer, seller		<b>Reading:</b> Goldilocks and the Three Bears <b>Listening:</b> Identifying family relationships <b>Speaking:</b> Asking and answering about family members' jobs <b>Writing:</b> Describing a house / a flat
Structures	Meet your cousins. Where is Bill? – He's in a village. Where is the kitchen? – It's on the left. Is it under the bed? – Yes, it is./ No, it isn't.	It is next to the window. What can you do there? – I can read a book there. What's his job? – He is a driver. What do they say? – They say goodbye to granny.	
<b>UNIT 3 SCHOOL TIME pages 50-72</b>			
Vocabulary	<b>School subjects:</b> Maths, Art, Reading, Sport, Music <b>Days of the week:</b> Sunday, Monday, Tuesday, Wednesday, Thursday, Friday, Saturday <b>Activities:</b> count, do sums, read texts, learn poems, play sports, speak, do karate, play the guitar/tennis <b>Actions:</b> wake up, wash, dress, have breakfast, clean teeth, go to school, have lunch, do homework, go to bed, help, give, come		<b>Reading:</b> A Letter to My Penfriend <b>Listening:</b> Identifying details about a pupil's day <b>Speaking:</b> Describing daily routine <b>Writing:</b> Proper nouns; Writing information about me
Structures	Look at your new timetable! They have got Maths on Monday and Wednesday. When is Sport? – It's on Tuesday. Maths is my favourite lesson. Her favourite days are Saturday and Sunday. Nick doesn't like Art..	We sing songs and play games at the English lessons. What time is it? – It's 4 o'clock. When do you wake up? – I wake up at 7 o'clock. Nick wakes up at 7 o'clock. Sorry. I must help my mum. May I come in? – Yes, you may. Can I help you? – No, thanks. Could you give me your pen, please? – Sorry, I need it.	



# Scope and Sequence

UNIT 4 DAY BY DAY pages 73-89		
Vocabulary	<p><b>Proper names:</b> Mermaid, Winnie-the-Pooh, Zootropolis, Cinderella</p> <p><b>Christmas Day:</b> Ukrainian, usually, carol</p> <p><b>Food and Eating:</b> eat, drink, make, cook, lunch, dinner, supper, enjoy, pass, meal, vegetables, fruit, carrot, cabbage, cucumber, onion, tomato, orange, lemon, apple, banana, porridge, sausage, tea, sugar, soup, bread, butter</p>	<p><b>Reading:</b> On Christmas Day</p> <p><b>Listening:</b> Identifying Christmas traditions</p> <p><b>Speaking:</b> Describing food at mealtimes</p> <p><b>Writing:</b> Opening and closing remarks in an email, postcard or letter</p>
Structures	<p>Let's watch cartoons. This is my favourite one. At Christmas we usually sing carols. May I talk to Bill? – I'm sorry, he is busy.</p>	<p>Enjoy your meal! Some bread? – Yes, please. / No, thanks.</p> <p>Some juice, please. – Here you are.</p>
UNIT 5 IT WAS YESTERDAY pages 90-110		
Vocabulary	<p><b>Places:</b> hotel, mountains, Scotland, garage, stadium, office</p> <p><b>Describing characteristics:</b> comfortable, pleasant</p> <p><b>Past tense identifiers:</b> yesterday, last weekend</p> <p><b>Actions and activities:</b> see, learn, blow, bring, buy</p>	<p><b>Reading:</b> My Last Weekend</p> <p><b>Listening:</b> Identifying the events in the past</p> <p><b>Speaking:</b> Asking and answering about yesterday events</p> <p><b>Writing:</b> Spelling rules for the Past Simple; writing a postcard about my holidays</p>
Structures	<p>I was in Scotland. The rooms were nice. He/She/They wasn't/weren't at school. Were you at home yesterday? – Yes, I was. /No, I wasn't. Where were you yesterday? – I visited my granny.</p>	<p>Did she visit her granny yesterday? – Yes, she did. /No, she didn't. Vicky usually helps her mum. She helped her mum yesterday. Did you see Vicky yesterday? – Yes, I did. / No, I didn't. What did he buy? – He bought some bread and butter.</p>
UNIT 6 HELLO, SPRING! pages 111-128		
Vocabulary	<p><b>Months of the year:</b> January, February, March, April, May, June, July, August, September, October, November, December</p> <p><b>Seasons and weather:</b> shine, stay, year, month, often</p> <p><b>Activities:</b> costume party, act in a play, celebrate, visit</p> <p><b>Easter:</b> Christ, church, people, Easter Bunny, hot-cross bun</p> <p><b>Summer holidays:</b> seaside, river, travel, holidays</p>	<p><b>Reading:</b> Happy Easter!</p> <p><b>Listening:</b> Identifying weather and clothes</p> <p><b>Speaking:</b> Describing my favourite season</p> <p><b>Writing:</b> An invitation to a party</p>
Structures	<p>The weather is bad. What is the weather like in Ukraine? Today is cool and rainy. It is usually sunny in summer. But sometimes it is rainy. It often rains in autumn. What are the autumn months? When is Jim's birthday? – It's in May.</p>	<p>I'll go to the party tomorrow. Will you go to school tomorrow? – Yes, I will./No, I will not. What will you do next Sunday? We had Easter last month. How do you celebrate this holiday? – People go to church on Easter Sunday. What will you do in summer? – In June we'll go to the seaside.</p>
VOCABULARY pages 129-140		
IRREGULAR VERBS pages 141-142		

1



Listen and repeat the chant. / Послухай та повтори римівку.



Stand up straight,  
Then sit down.  
Say 'Hello'  
And turn around.

Touch your nose,  
Wink your eye.  
Blow a kiss  
And say 'Goodbye'.



2



Say the chant and mime. / Розкажуй римівку та показуй рухами.

3



Think of some more commands. / Придумай інші команди.

Touch your ... !  
Point to ... !  
... .. !

4



Play the game "Sam Says". / Пограйте у гру "Сем каже".

1



Listen and read. / Послухай та прочитай.

**a\_e**skate  
make  
face  
cake**o, o\_e**no  
go  
nose  
home**i\_e**like  
five  
write  
ride**th**thanks  
bath**sh**shelf  
she  
wash**ee**three  
teeth  
sleep**ea**eat  
speak  
read**ph**photo  
phone  
elephant**tch**watch  
catch**ng**long  
sing  
swing**ir, er, ur**skirt  
her  
surname

2



Have a talk. / Поговорить удвох.

Can you ... ?

Yes, I can. / No, I can't.

jump

fly

swim

run

ski

play football

fish

ride a bike

get up at 7 o'clock

play computer games



1



Listen, point and repeat. /  
Послухай, покажи та повтори.

I like birds.


Look, the cat is  
climbing the tree!

Some lemonade?

Yes, please.



2



Read. / Прочитай.

3



Have a talk. /  
Поговоріть удвох.

I can play football.



Look! This is my brother.  
He is swimming.



These are my dolls.



They are nice.



4



Copy the sentences. /  
Перепиши речення.

1



Read and find. Match and say. /

Прочитай та знайди. Добери та скажи.

eat – A 3

A 3	eat		have breakfast			make faces
	read		talk			catch a bus
	skate		watch TV			speak
	drink		go to school			sleep
	make a bed		wash face			put on clothes
	swing		talk on the phone			brush teeth
	get up		write			

1

2

3

4

5

<b>A</b>					
<b>B</b>					
<b>C</b>					
<b>D</b>					



2



Listen and read. / Послухай та прочитай.

**u\_e, u**tube  
pupil**-y**happy  
family  
granny**ch**chips  
lunch  
cheese**th**this  
these  
those**-er/-or**under  
doctor  
dinner**oo**school  
classroom  
foot**-ey/-ay**grey  
they  
day**-oy**boy  
toy  
joy**wh**when  
what  
where**ir, er, ur**girl  
her  
surname**-ear/-air**bear  
hair  
wear**oa**coat  
boat

3



Listen and say the chant. / Послухай та розкажи римівку.

Read, read, read,  
Read a book.  
Write, write, write,  
Write a letter.Speak, speak, speak,  
Speak English.  
Sing, sing, sing,  
Sing a song.Count, count, count,  
Count to 9.  
1 and 2 and 3,  
4 and 5 and 6,  
7 and 8 and 9.  
Oh, it's so fine!

## ME, MY FAMILY AND FRIENDS

1



Listen and say the chant. /

Послухай та розкажи римівку.



LET'S LEARN ENGLISH!

What's your name?  
 How old are you?  
 What's your **e-mail**?  
 Your telephone, too?

Let's learn English – 1,2,3!  
 Let's learn English, you and me!

2



Listen and point to the right name. /

Слухай та показуй на відповідне ім'я.

a B-I-L-L

c T-A-R-A-S

e K-A-T-E

g V-I-C-K-Y

b L-I-Z

d M-A-X

f N-I-C-K

h O-K-S-A-N-A

3



Spell the names. / Озвуч імена по літерах.

D-A-N

A-N-N

B-O-H-D-A-N

M-A-R-Y

P-O-L-L-Y

T-O-N-Y

Look!

She → **Her**He → **His**

This is a girl.

This is a boy.

**Her** name is Mary.**His** name is Bill.



4



**Listen and complete.** /  
Послухай та доповни.

- Hello, what's your name?
- Olena ...
- How old are you?
- I'm ...
- What's your telephone number?
- It's 0038-067-...- 653
- What's your e-mail?
- It's ...@i.ua
- Thank you, Olena.

ten,  
Voitenko,  
903,  
olenavoit



5



**Read.** / Прочитай.

This is a boy. His name is Bill.  
His surname is Smith. He is from England.  
He is eight. He is a pupil in Year 3.  
His e-mail is billsmith@post.com  
His telephone number is 0044-730-287-5878



6



**Look and say.** / Подивись та скажи.

This is a ...  
Her name is ...  
.....



girl, Mary, Black, Spain, nine,  
year 3, 0085-412-207-3443



Join *English with Smiling Sam!*  
Meet your new friends.

1



Look and listen. /  
Дивись та слухай.



See the audio script  
on page 64.

2



Listen again and find. /  
Послухай знову та знайди.



3



Read and guess. / Прочитай та відгадай.



His school bag is blue.  
His pencil box is orange.  
His name is ...

\_\_\_\_\_

Her bike is pink.  
Her hair is red.  
Her name is ...

\_\_\_\_\_




His pullover is black.  
His umbrella is green.  
He is our new **classmate**.  
His name is ...

\_\_\_\_\_

Her hair is **curly**.  
Her bag is very big.  
Her name is ...

\_\_\_\_\_



4



Play your guessing game. /  
Пограйте у свою гру на відгадування.



1



Listen and read. /  
Послухай та прочитай.

This is our new classmate.  
His name is Elliot.



He lives  
in Elm Street.  
His house is old, but nice.



His family  
is not very big: mummy,  
daddy and a baby sister.



His hobby is very special.  
He likes magic.

His pet owl is  
always sleepy.  
Her name is Tess.



Elliot likes books, too.  
His favourite book is ...  
Can you guess?

2



Complete. / Доповни.

Elliot is a new classmate

He lives in ...

His family is ...

His hobby is ...

His pet is ...

Her name is ...

Elliot likes ...

His favourite book is ...

3



Listen and sing. / Послухай та заспівай.

I like magic!



Hoot, hoot, hoot!



See the audio script  
on page 64.





Meet new family!

1



Listen and sing. / Послухай та заспівай.



This is me in the class.



This is my mum in the grass.



This is my sister with her toys.



This is my brother and the boys.



These are  
my friends,  
Dorian and  
Kate.



And wait... This is my  
dad who is always late.

2



Listen and point. /  
Послухай та покажи.



3



Read. / Прочитай.

Hi! I'm Ann. I'm 9. I'm from Oxford. Oxford is in England.

This is my mum Fiona. She is a teacher.  
She isn't **strict**. She is nice.


This is my dad Paul. He is a **reporter**.  
He isn't at home a lot. He is always **late**.

This is my little sister Rosie. She is 5. She is very clever.

This is my big brother Bob. He is 11.

He is on his bike all day long. He is good but a bit **lazy**.

This is Toto, our dog. He is funny.







**1** Complete. / Доповни речення.

- 1 Ann is from Oxford . She is ....
- 2 Rosie is Ann's little ....
- 3 Bob is Ann's big ....
- 4 Toto is a ....
- 5 Ann's mum is a ....
- 6 Ann's ... is a reporter.



**2** Guess and say the names. /  
Здогадайся та назви імена.

- ... is nice.
- ... is good but a bit lazy.
- ... is funny.
- ... is **hard-working**.
- ... isn't strict.
- ... is clever.



**Look!**



**I'm** from Ukraine.

**Ann is** from England. Or, **She is** from England.

**She isn't** from Ukraine.

**Bob is** lazy. Or, **He is** lazy. **He isn't** hard-working.



Meet Ann's and Bob's friends!

1



Listen and read. / Послухай та прочитай.

My best friends are Dorian and Kate. They are good and **helpful**. They are in my class.

**Kate is good at swimming.**


I like swimming too.

Dorian is good at computer games.



**be good at**

My best friends are Steve and Martin. They aren't in my class. They often play basketball. They are very good at basketball. They are often on their skateboards.



**Look!**



**Dorian and Kate are** helpful.

Or

**They are** helpful.

**They aren't** lazy.





Agree  or disagree  ./ Погодься або запереч.

- 1 Dorian and Kate are Bob's best friends.
- 2 They are good and helpful.
- 3 Dorian is good at football.
- 4 Martin, Steve and Bob are in the same class.
- 5 They are good at swimming.
- 6 They are often on their skateboards.



Match the words to the pictures. /  
Добери слова до зображень.



1



2



3



4



5



6



7

- 4 football
- basketball
- swimming
- computer games
- tennis
- table tennis
- dancing



a) Copy the table. / Відтвори таблицю.

Are you good at...	Me	My Friend 1	My Friend 2	My Friend 3
football?				
basketball?				
tennis?				
table tennis?				
swimming?				
computer games?				
dancing?				

b) Have a talk in four. / Поговоріть учотирьох.

Are you good at football/tennis/... ?

Yes, I am. / No, I am not.

c) Fill in the table. / Заповни таблицю.

2



Say. / Скажи.

Oleh and Oksana are good at tennis.  
Ira and Mykola are good at dancing.

3



Do your project. /  
Виконай проект.

## FAMILY AND FRIENDS

**Write about you  
and your family.**

(Напиши про себе  
і свою сім'ю.)

**Draw or stick a photo.**

(Намалюй або  
приклей фото.)

**Make a poster.**

(Виготуй плакат.)

This is me.

My name is \_\_\_\_\_. I'm \_\_\_\_\_ (years old).

This is my mum.

She is \_\_\_\_\_

dad.

He is \_\_\_\_\_

sister.

brother.

good  
nice  
a bit lazy  
funny  
helpful  
clever

This is my friend \_\_\_\_\_

He / She is good at \_\_\_\_\_

Meet my dog Toto!



1



Read and match. / Прочитай та добери малюнки.

- |                                       |                             |                          |                        |
|---------------------------------------|-----------------------------|--------------------------|------------------------|
| <input checked="" type="checkbox"/> 3 | Toto is <b>in</b> the car.  | <input type="checkbox"/> | He is under the tree.  |
| <input type="checkbox"/>              | He is <b>on</b> the swing.  | <input type="checkbox"/> | He is on the chair.    |
| <input type="checkbox"/>              | He is <b>under</b> the bed. | <input type="checkbox"/> | He is in the cupboard. |



2



Ask and answer in pairs. /  
Запитуйте та відповідайте в парах.

Where is Toto in picture 1?

Toto is under the bed.



## STORY

1



Listen and read. / Послухай та прочитай.



1

It's 8 o'clock in the morning. Bob is in his room. He is getting up.



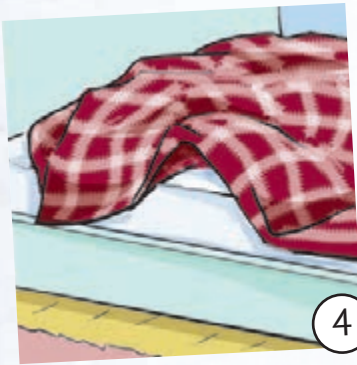
2

'Where is my sock?' says Bob.




3

Under the bed? – No.



4

On the bed? – No.



5

In Toto's basket? – No.



6

Oh, no! It's in Toto's mouth. 'Toto, give me the sock back!'



7

Toto wants to play. He is jumping.



# TIME



8 He is under the bed.



9 He is on the bed.



10 He is in his basket.



11 The sock is on the floor. Well, it isn't a sock any more.

2



Read and match. / Прочитай та добери відповіді.

- 1 Is it 8 o'clock in the morning?
- 2 Where is Bob?
- 3 Where is his sock?
- 4 Is Toto in his basket at the end of the story?
- 5 Is the sock in the basket?
- 6 Can Bob put his sock on?

- In his room.
- Yes, he is.
- No, it isn't.
- No, he can't.
- In Toto's mouth.
- 1 Yes, it is.



What's your favourite toy?

1



Listen and read. / Послухай та прочитай.

*Rosie:* My favourite toy is a little doll.

*Steve:* I haven't got a lot of toys but I've got a lot of friends. We play football or **basketball**. My favourite **sport** is basketball.

*Dorian:* Well, my favourite toy is my computer. I've got a lot of computer games and we play them after school. My mum isn't happy about it. She says, '**Go out** and play!'

*Ann:* I haven't got a lot of toys but I've got a lot of books and **comics**. My favourite comic is *Asterix and Obelix*.

*Martin:* My favourite toy is this plane. I want to be a **pilot**.



**Steve's favourite sport**



**Rosie's doll**



**Martin's plane**



**Dorian's computer**



**Ann's comics**





2

Agree  or disagree . / Погодья або запереч.

- 1 Rosie's favourite toy is a doll.
- 2 Steve's favourite sport is football.
- 3 Dorian's favourite toy is a computer.
- 4 Ann's favourite comic is *Tom and Jerry*.
- 5 Martin's favourite toy is a helicopter.



3

Copy and fill in the table. / Відтвори та заповни таблицю.

- 1 What's your favourite toy?
- 2 What's your favourite colour?
- 3 What's your favourite sport?

Name	Toy	Colour	Sport
Me			



4

Say. / Скажи.

My favourite toy is a doll.

Mary's favourite toy is a bike.

Leo's favourite toy is *Lego*.

Look!

My book.  
Steve's book.  
Ann's book.



5

Copy. Then write your sentences. /  
Перепиши. Тоді напиши свої речення.

**Mariika's** favourite colour is red.

**Serhiyko's** favourite colours are yellow and blue.

**My** favourite colour/toy/sport is ...

1



Listen to your teacher and point to the toys. /  
Слухай учительку(-ля) та показуй на іграшки.

## ROSIE'S TOYS



## BOB'S TOYS



2



Listen and say the rhyme. / Послухай та розкажи віршик.

Her ball is old,  
His car is new.  
Her kite is red,  
His bike is blue.  
Her dolly can talk.  
His robot can walk.

Her train goes CHOO-CHOO,  
His ghost goes BOO-BOO,  
Her wolf goes KNOCK-KNOCK,  
His clock goes TICK-TOCK.

3



Listen, sing and mime. /  
Послухай, заспівай та покажи рухами.

Look!



Rosie's ball or  
her ball

Bob's car or  
his car

# REVISION

1



Listen and guess. / Послухай та відгадай.

2



Listen again and read. /  
Послухай знову та прочитай.

*Her favourite toy is a dolly. Her sister's name is Ann. Her brother's name is Bob. Her name is ....*

a

Kate

b

Rosie

*His favourite sport is basketball. He has got a bike. His bike is blue. His name is ....*

a

Bob

b

Dorian

*Her favourite toys are books and comics. Her favourite comic is 'Asterix and Obelix.' Her best friends are Dorian and Kate. Her name is ....*

a

Ann

b

Kate



3



Do your project. / Виконай проект.

a) Take a sheet of paper. / Візьми аркуш паперу.

b) Write about your classmate. /

Напиши про свого однокласника/однокласницю.

WHO IS IT?



It's a girl. →

Her favourite sport is ...

Her favourite toy is ...

Her favourite colour is ...

Her brother's / sister's name is ...

Her best friend is ...



← It's a boy.

His favourite sport is ...

His favourite toy is ...

His favourite colour is ...

His brother's / sister's name is ...

His best friend is ...

4



Play your guessing game. /

Пограйте у свою гру на відгадування.

a) Put all the sheets of paper in a box. /

Складіть усі аркуші в коробку.

b) Take one out. / Вийми один.

c) Read it. Guess and say the name. /

Прочитай. Відгадай та назви ім'я.

# Into Your Portfolio

1



**Draw a little mouse. /**  
Намалюй маленьку мишку.



2



**Draw or cut out a picture of a room. /**  
Намалюй або виріж зображення кімнати.

3



**Move your mouse**  
**on the picture. /**  
Пересувай мишкою  
по малюнку.



4



**Ask and answer in pairs. /**  
Запитуйте та відповідайте в парах.

Is the mouse ... ?  
Is it ... ?

No, it isn't. / Yes, it is.

... on the chair?  
... under the chair?  
... on the table?  
... under the table?  
... on the shelf?  
... in the box?  
... on the bed?  
... under the bed?





Meet new family and friends.

1



Look. Then listen and say. / Розглянь малюнки. Послухай та скажи.

Granny: Oh, hello,  
**sweethearts!**

Grandpa: How are you?

Kate: We are fine, grandpa.  
Thank you.

1



2

Grandpa: Come into  
the house.

Granny: Tom, meet  
your **cousins**.

Tim: I am Tim.

Eddie: I am Eddie.

Tom: Hello, Tim. Hello,  
Eddie. I am Tom.

3



2



Read and act out. /  
Прочитай та зіграй роль.

3



Listen and read. / Послухай та прочитай.

- run, ugly, under, uncle, husband, cousin, mother, son
- are, park, garden, France, father, aunt, heart
- short, sport, four, daughter
- rabbit, family, dad, grandad, grandparents


**who** Who is this? Who is that boy?

Who lives in this house?



Listen and point. / Слухай та показуй.

## FAMILY TREE



See the audio script on page 64.



Read and answer. / Прочитай та дай відповідь.

Who is Tim/aunt Polly/  
Kate's mother/... ?

Tim is grandma's grandson. He is aunt Polly's son. Tim is Eddie's brother. Tim is Kate's cousin.

Aunt Polly is uncle Mike's **wife**....



Point, ask and answer in pairs. /

Покажуйте, запитуйте та відповідайте в парах.

Who is this?


This is Kate's grandpa.



1



Look. Then listen and say. / Розглянь малюнки. Послухай та скажи.



1

Tim: Hello, Kate. **Where is Bill?**

Kate: **He's at Greenwoods Summer Camp.**

Tim: Where is it?

Kate: It is in Germany.



2

Tobby: Bow-wow!

Kate: Oh, Tim, who is it?

Tim: It is Tobby, our dog. Stop it, Tobby!

This is Kate. She is our cousin.



3

Kate: Hello, Tobby.

2



Read and act out. /  
Прочитай та зіграй роль.

3



Listen and read. / Послухай та прочитай.

**village** in a village, to live in a village.  
Grandpa and grandma live in a village.

● chair, hair, there, where

Where is Bill? He is **at the camp**.

Where is mum? She is **at home**.

Where is Kate? She is **in the village**.

4



Look and answer. / Розглянь малюнки та дай відповідь.



1

London, England



2

the camp, Germany



3

the village, England

Where are they?

They are in/at ....



1




Listen, point and repeat. / Слухай, показуй та повторюй.



kitchen



bathroom



living room



bedroom

2



Listen and read. / Послухай та прочитай.

- **three**, **thank you**, **bathroom**
- **chair**, **teacher**, **kitchen**
- **you**, **music**, **computer**, **new**

**new** new music, a new computer, a new toy, a new game, a new house.  
This computer is new. I like listening to new music.

**house** a new house, a big house, a village house. I live in this house.

**screen** a big screen, on a computer screen. My TV has got a small screen.

1



Look. Then listen and say. / Розглянь малюнки. Послухай та скажи.



1

*Grandma:* This is the bedroom for boys. That is your room, Kate.

*Kate:* Thank you, Granny.  
Oh... **where is the kitchen?**

2

*Grandma:*


**It is on the left.  
The bathroom  
is on the right.**



3

*Kate:* Oh, you've got a new TV in the living room!

*Grandma:* Yes, it is new. The boys like watching cartoons on a big screen.



2



Read and act out. /  
Прочитай та зіграй роль.



1



Look. Then listen and say. / Розглянь малюнки. Послухай та скажи.



1

Eddie: Toby, Toby! Where are you?

Kate: What's the matter?

Eddie: I can't find Toby.

Kate: Is it in the house?

Eddie: Yes, it is. **Look under the sofa in the living room**, please.

Kate: No, it isn't here. **Is it under the bed in the bedroom?**



2

Eddie: No, it isn't here.



3

Kate: Look! It is under the table in the kitchen!

Eddie: Oh, Toby...!

2



Read and act out. / Прочитай та зіграй роль.

3



Play a guessing game. / Пограй у гру на відгадування.

in on under

Where is the ball?

Is it on the chair?

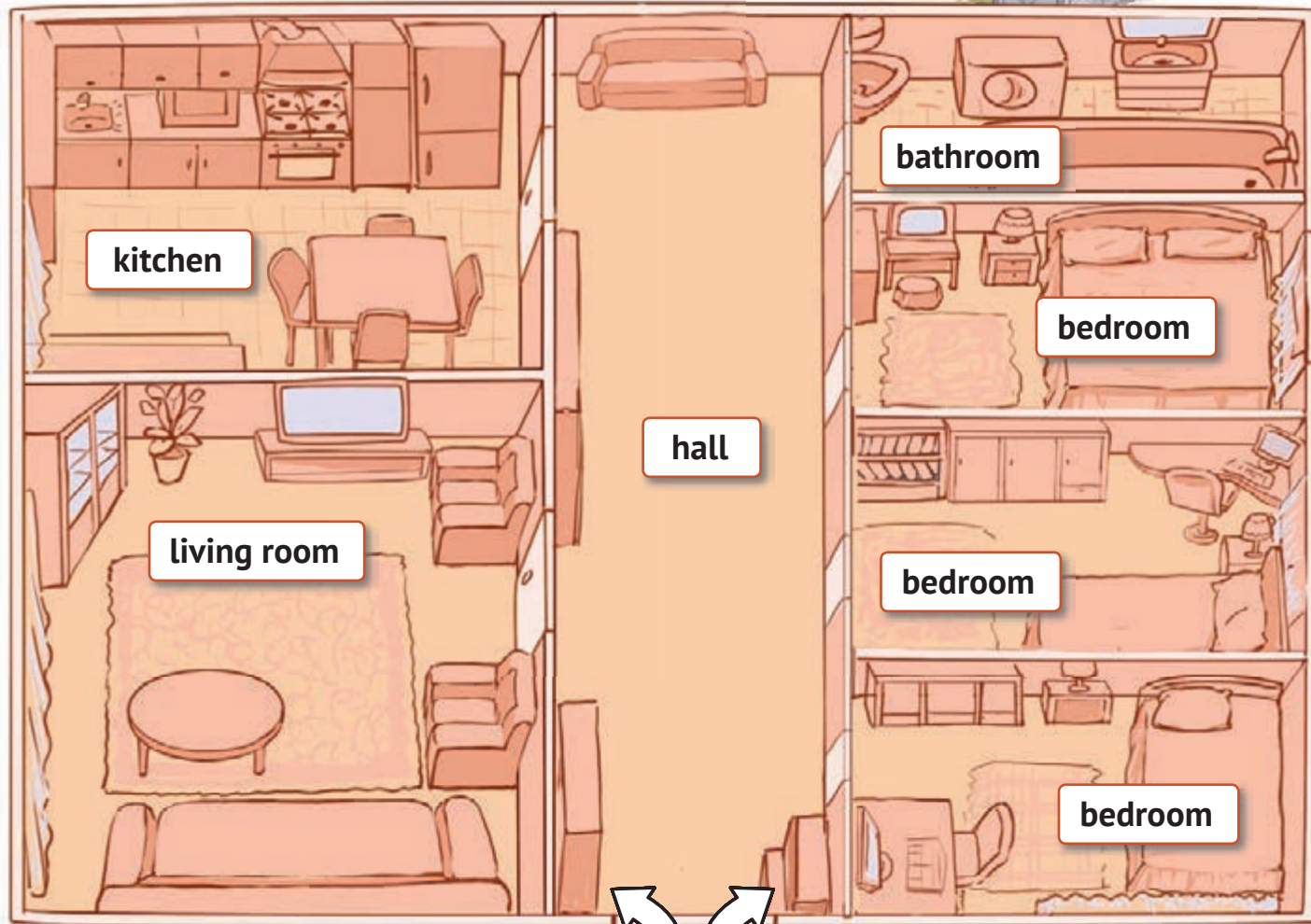
Yes, it is. / No, it is not.

1



Listen and point. / Слухай та показуй.

# THE HOUSE IN THE VILLAGE



on the left

on the right

See the audio script  
on page 64.

2



Ask and answer in pairs. /  
Запитуйте та відповідайте в парах.

bedroom, bathroom, living room, kitchen

Look at the plan. Where is/are the ...?

It's/They are on the left/right.



1



Listen, point and repeat. / Слухай, показуй та повторюй.



sofa




armchair



carpet



floor

arm + chair = **armchair**bath + room = **bathroom**

2



Listen and read. / Послухай та прочитай.



- 1 Where is the sofa? It is **next to** the window on the left.
- 2 Where is the armchair? It is **in front of** the TV.
- 3 Where is the bed? It is **near** the window.
- 4 Where is the bookshelf? It is on the wall **above** the sofa.
- 5 Where is the carpet? It is on the floor.
- 6 Where is Toby? It is under the table.

1



**Read and draw.** / Прочитай та намалюй.

This is a living room. It is light and clean. The sofa is near the wall on the left. The TV is near the wall on the right. You can sit on the sofa and watch TV there. The armchair is next to the sofa. The lamp is near the armchair. You can sit and read a book there. The table is in front of the window. Six chairs are near the table. Children like sitting and playing board games there.

2



**Ask and answer in pairs.** /

Запитуйте та відповідайте в парах.



above  
in front of  
next to  
under  
on  
near

Where is the ... ?

It is ... the ...

What can Kate do there?

She can ... there.

3



**Have a talk.** /

Поговоріть удвох.

Where is ... in your room?

It is ... the ....

What can you do there?

I can ....



1



Listen, point and repeat. / Слухай, показуй та повторюй.



doctor



singer



secretary



driver



dancer



waiter



businessman



farmer



seller

2



Look. Then listen and say. / Розглянь малюнки. Послухай та скажи.

Kate: Who is this?

Tim: This is my father.

He is your uncle.

Kate: Oh, yes, uncle Mike!

**What's his job?**

Tim: He is a driver.

a



b

Kate: Is this aunt Polly?

Tim: Yes, she is.

Kate: What is her job?

Tim: She is a **seller**. What are your parents' jobs?

Kate: My mum is a doctor. My dad is a businessman.

3



Read and act out. / Прочитай та зіграй роль.

4



Ask and answer in pairs. /  
Запитуйте та відповідайте в парах.

What is his / her job?

He / she is a ...



1



2



3



4



5



6

5



Listen and read. / Послухай та прочитай.

- not, **job**, **office**
- desk, **secretary**
- **business**, **businessman**
- **teacher**, **farmer**, **doctor**, **singer**, **dancer**, **driver**, **seller**, **waiter**

Look!



man



men



woman



women






1

Listen, point and repeat. / Слухай, показуй та повторюй.

- 1 A secretary works **in an office**.
- 2 A teacher works **in a school**.
- 3 A farmer works **on a farm**.
- 4 A doctor works **in a hospital**.
- 5 A seller works **in a shop**.
- 6 A waiter works **in a café**.



a



b



c



d



e



f



2

Read and match. / Прочитай та добери малюнки до речень.



3

Have a talk. / Поговорить удвох.

What is your mother's / father's / uncle's / aunt's job?

He/She is a ...

Where does he/she work?

He/She works in/on a ...

# STORY TIME

1




Listen and point. /  
Слухай та показуй.

2





Listen and read. /  
Послухай та прочитай.


## GOLDILOCKS AND THE THREE BEARS


This is the Bear Family . Father Bear, Mother Bear and Baby Bear.


This is their little house  in the wood.


Here is a table , three chairs  and three beds .


Look! Three bowls  of porridge are on the table.


Where are the bears? Out in the wood. 

Who is this? A little girl. She is very pretty. Her name is Goldilocks. 


She is hungry. 


She tries Father Bear's porridge. It's too hot. 


She tries Mother Bear's porridge. It's too cold. 


She tries Baby Bear's porridge. 


It's **just right**.

Goldilocks is tired now. 

She sits in Father Bear's chair. It's too **hard**. 

She sits in Mother Bear's chair. It's too **soft**. 

She sits in Baby Bear's chair. It's **just right**. 

Goldilocks is very sleepy. 



She tries Father Bear's bed. It's too **high**.



She tries Mother Bear's bed. It's too **low**.



She tries Baby Bear's bed. It's **just right**.

She goes to sleep.



The bears are at home now.

Goldilocks opens her eyes.



She is scared.

She runs home.



3



Guess what the words mean. Copy them. /

Відгадай значення слів. Перепиши їх.

hot cold hard soft high low just right

4



Read and match. / Прочитай та добери відповіді.

- |    |   |                                     |                         |
|----|---|-------------------------------------|-------------------------|
| 1  | Where is the house of the three bears?          | <input type="checkbox"/>            | No, she isn't.          |
| 2  | Who is big in the Bear Family?                  | <input type="checkbox"/>            | Baby Bear.              |
| 3  | Who is little in the Bear Family?               | <input type="checkbox"/>            | A little girl.          |
| 4  | Who is Goldilocks?                              | <input type="checkbox"/>            | Mother Bear's porridge. |
| 5  | Is she pretty?                                  | <input checked="" type="checkbox"/> | 1 In the wood.          |
| 6  | Whose porridge is too cold?                     | <input type="checkbox"/>            | Yes, she is.            |
| 7  | Whose chair is too hard?                        | <input type="checkbox"/>            | Goldilocks.             |
| 8  | Whose bed is just right?                        | <input type="checkbox"/>            | Father Bear.            |
| 9  | Who is hungry and tired?                        | <input type="checkbox"/>            | Baby Bear's bed.        |
| 10 | Is Goldilocks happy when the bears are at home? | <input type="checkbox"/>            | Father Bear's chair.    |


# REVISION

1



Listen and point. / Слухай та показуй.

See the audio script on page 64.



2



Listen and say the rhyme. /

Послухай та розкажи віршик.

3



Have a talk about a doll's house. /

Поговоріть удвох про ляльковий будиночок.

Where can your doll ... ?

Where is it?

sit and...  
read a book,  
watch TV,  
eat,  
have books,  
sleep,  
play games

next to,  
in front of,  
near, on,  
under,  
above, in





4



**Draw the plan of your house/flat and describe it. /**  
 Намалюй план твого будинку/квартири та опиши.

Look, this is the plan of my flat.  
 ... is on the left. ... is on the right.  
 This is my room. I have got .... It is ....



5



**Ask and answer in pairs. /**  
 Запитуйте та відповідайте в парах.

What is your father's job?

He is a ....

What's your mother's job?

She is a ....

6



**Read the letter. / Прочитай лист.**

Hello, Betty!

My name is Sally. I am eight. My father is a builder.

My mother is a teacher. She likes children. I have got a brother. His name is Jeff. Jeff is a student. I have got one uncle and three aunts. I have got many cousins.

What about you and your family? Is it big? Have you got a brother or a sister? What are your parents' jobs? Where do they work? Do you have any cousins?

Bye, Sally

6



**Help Betty to write her answer. / Допоможи Бетті написати відповідь.**

# Into Your Portfolio

1



Look at the family tree. Say who the people on it are. /

Подивись на сімейне дерево та скажи, хто є хто на ньому.

## SAM'S FAMILY TREE



Mike, 13



Sally, 11



Sam, 8



Ted, 18



Ken, 42, Nataly, 37



Nick, 40, Jane, 39



Mark, 37



Edward, 70

They live in Cardiff.



Emily, 65



David, 63



Lucy, 59

They live in London.

Edward is Emily's husband. He is Nataly and Nick's father. Edward is Mike and Sally's grandpa. He is Sam and Ted's grandpa too.

2



Draw and label your family tree. /

Намалюй та підпиши своє сімейне дерево.

3



Tell your class about your picture. / Розкажи класу про свій малюнок.

Svitlana is Petro's wife. She is my aunt.  
Svitlana is a doctor.



## SCHOOL TIME

1



Look. Then listen and say. / Розглянь малюнки. Послухай та скажи.



a

Bill: Hi, Peter!  
Peter: Hello, Bill.  
How are you?  
Bill: I'm fine, thanks.



b

Miss Willkins: Good morning, children!  
Children: Good morning, Miss Willkins.  
Miss Willkins: You've got a new **timetable**.



c

Miss Willkins: On Thursdays you've got **Maths, English** and **Sport**.

2




Read and act out. / Прочитай та зіграй роль.

3



Listen and read. / Послухай та прочитай.



- farm, party, car, Art
- fat, rabbit, Maths
- new, Music, computer, Tuesday
- bird, thirteen, birthday, Thursday

**Wednesday** on Wednesday. The children go to school on Wednesdays.  
They have got English on Wednesdays.

### BILL'S TIMETABLE

Sunday, Monday, Tuesday, Wednesday, Thursday, Friday and Saturday are seven days of the week. Bill and his friends go to school five days a week. They have got Maths, English, Sport, **Reading, Art** and **Music** at school. This is their timetable:

	Monday	Tuesday	Wednesday	Thursday	Friday
1	Maths	English	English	Maths	Maths
2	English	Reading	Maths	English	Reading
3	Art	Sport	Music	Sport	Music

4



**Complete.** / Доповни речення.

On Mondays they have got Maths, English and Art.

On Tuesdays they have got ..., ... and ....

On Wednesdays they ....., ... and ....

On Thursdays ....., ... and ....

On ....., ... and ....

5



**Tell your class about your timetable.** /

Розкажи класу  
про свій розклад.

On Mondays  
we have got ...



1



**Listen and read.** / Послухай та прочитай.

- teacher, Reading, season, clean, please
- bag, blackboard, Maths, Saturday
- summer, colour, Sunday, Monday, sum

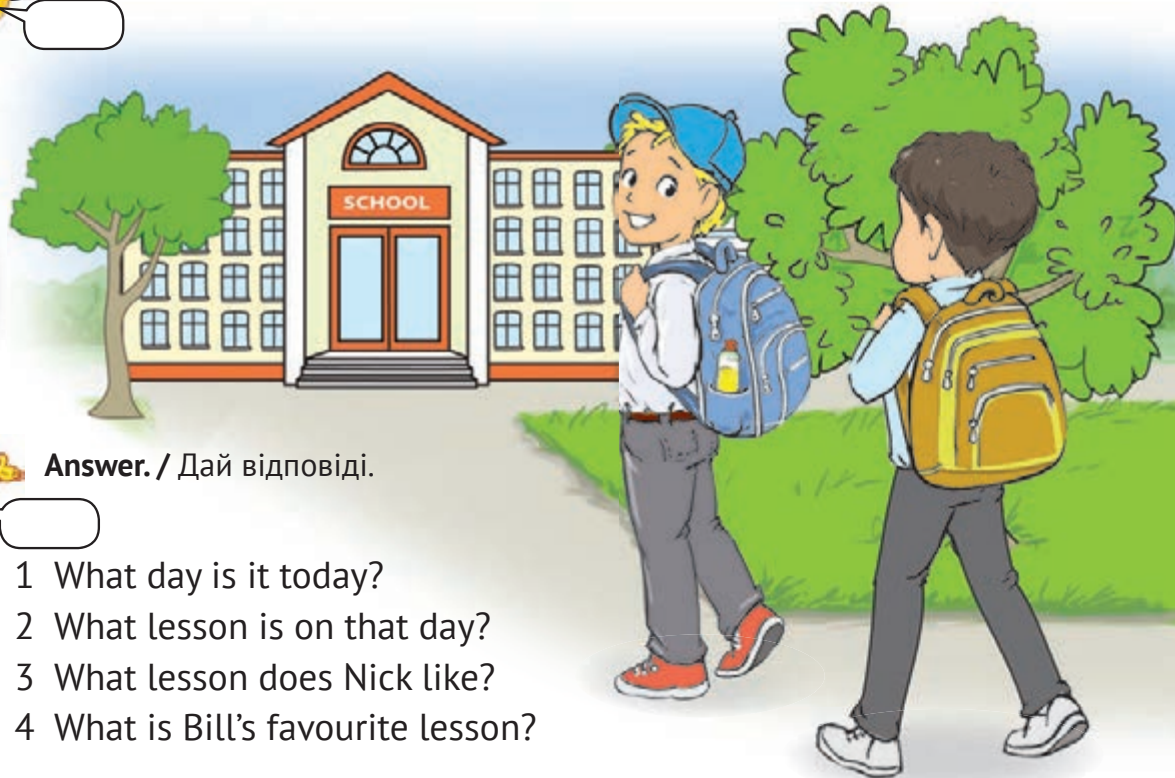
**do sums** We do sums at Maths lessons.  
I like doing sums. I like to count and do sums.

2



**Look and listen.** / Подивись та послухай.

See the audio script  
on page 64.



3



**Answer.** / Дай відповіді.

- 1 What day is it today?
- 2 What lesson is on that day?
- 3 What lesson does Nick like?
- 4 What is Bill's favourite lesson?

4



**Listen again and act out.** /  
Послухай знову та зіграй роль.

5



**Ask and answer in pairs.** /  
Запитуйте та відповідайте в парах.

What lesson do you like?

I like .... / ... is my favourite lesson.

1



Have a talk. /  
Поговоріть удвох.

When is Sport?

It is on Tuesdays and Thursdays.

When is ... ?

It is on ....



2



Listen and sing. / Послухай та заспівай.

Miss Willkins is a teacher.  
She teaches all day long.  
She speaks and asks,  
And gives the tasks.  
And then she sings her song,

"I am a super teacher.  
I teach kids all day long.  
I speak and ask,  
And give the task  
To sing with me this song,  
'Miss Willkins is a teacher ...' etc.





1



Listen and read. / Послухай та прочитай.

## VICKY'S FAVOURITE LESSON

Vicky is a schoolgirl. She goes to school five days a week. She likes music and singing. Music is her favourite lesson. **Her favourite days are Wednesday and Friday.** She has got Music lessons on these days.



2



Look. Then ask and answer in pairs. /

Розглянь таблицю. Запитуйте та відповідайте в парах.

	Bill	Nick	Peter	Jane	Vicky
Monday	✓	✗	✗	✓	✗
Tuesday	✗	✓	✓	✓	✗
Wednesday	✓	✗	✗	✗	✓
Thursday	✓	✓	✗	✓	✗
Friday	✓	✗	✗	✗	✓

Which day(s) does

Bill
Nick
Peter
Jane
Vicky

like?

Bill likes... It is / They are his favourite day/days.

3



Have a talk. / Поговорить удвох.

What lesson do you like?

I like ....

What is your favourite day?

... is (are) my favourite day(s).

I have got ... on this (these) day(s).

4



Listen and sing. / Послухай та заспівай.

What day is it? It's Monday.  
It is a happy day –  
We've got some Maths and do some Sport.  
Hip-hop, hooray-hooray!


What day is it? It's Tuesday.  
It is a happy day –  
We've got the English lesson.  
Hip-hop, hooray-hooray!

What day is it? It's Wednesday.  
It is a happy day –  
We've got some Art and Music.  
Hip-hop, hooray-hooray!

What day is it? It's Thursday.  
It is a happy day –  
We write and read, then jump and say,  
'Hip-hop, hooray-hooray!'

What day is it? It's Friday.  
It is a happy day –  
We do some work and make some things.  
Hip-hop, hooray-hooray!

We go to school on weekdays.  
We've got school every day.  
But Saturday and Sunday } x3  
Are surely for play!







**1 Listen and repeat. Then say. / Послухай та повтори. Тоді скажи.**



I don't like Art.  
I don't like painting.

*Nick doesn't like Art.  
He doesn't like painting.*



I don't like Sport. I don't  
like running and jumping.

Vicky doesn't ...



I don't like Maths. I don't like  
counting and doing sums.

Peter ...




I don't like Music.  
I don't like singing.

Jane ...



**2**

**Have a talk in three. / Поговорить утръох.**



**3**

**Tell your class about your friend. / Розкажи класу про свого друга/подругу.**

My friend's name is ....

He / She is a schoolboy / schoolgirl.

His / Her favourite day is ....

His / Her favourite lesson is ....

He / She likes ....

He / She doesn't like ....



4



Match the pictures to the activities. / Добери малюнки до дій.



- d 1 read texts, learn poems  
 2 count, do sums  
 3 jump, run, play sport games  
 4 sing songs, play music  
 5 draw, paint  
 6 speak, read and write English



5



Look. Then ask and answer in pairs. /

Розглянь малюнки. Запитуйте та відповідайте в парах.

Picture **a**. What lesson is it?

It is ....

What do you do in this lesson?

We ...



1



Look. Then listen and say. / Розглянь малюнок. Послухай та скажи.



*Bill:* Hooray! I've got a letter!

*Kate:* A letter? **Where is it from?**

*Bill:* **It's from Ukraine.** It's from Taras.

*Kate:* Taras? Who is he?

*Bill:* He is my friend. He lives in Ukraine.

2



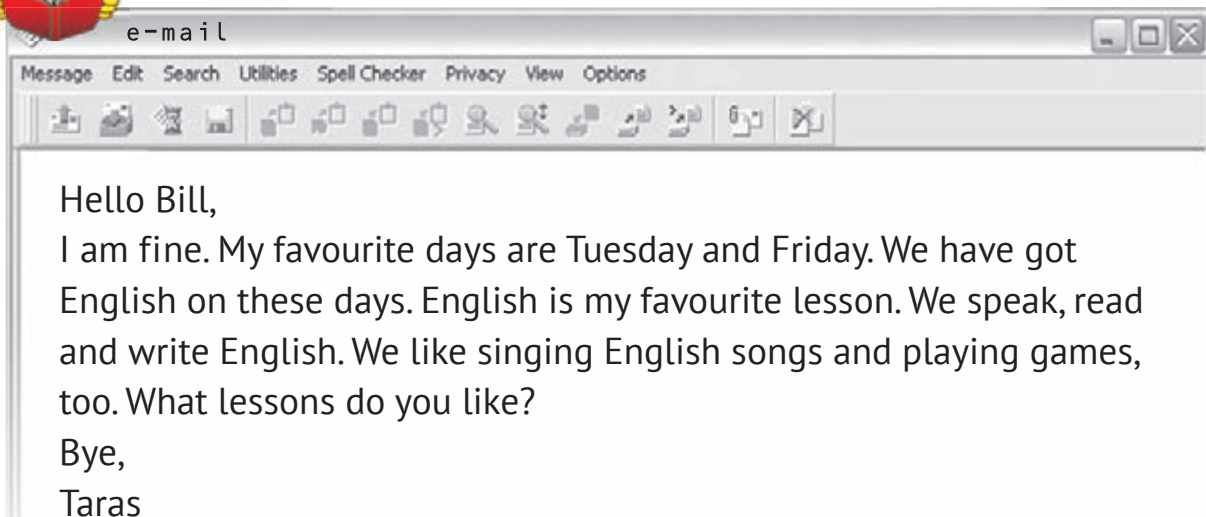
Read and act out. /

Прочитай та зіграй роль.

3



Listen and read. / Послухай та прочитай.



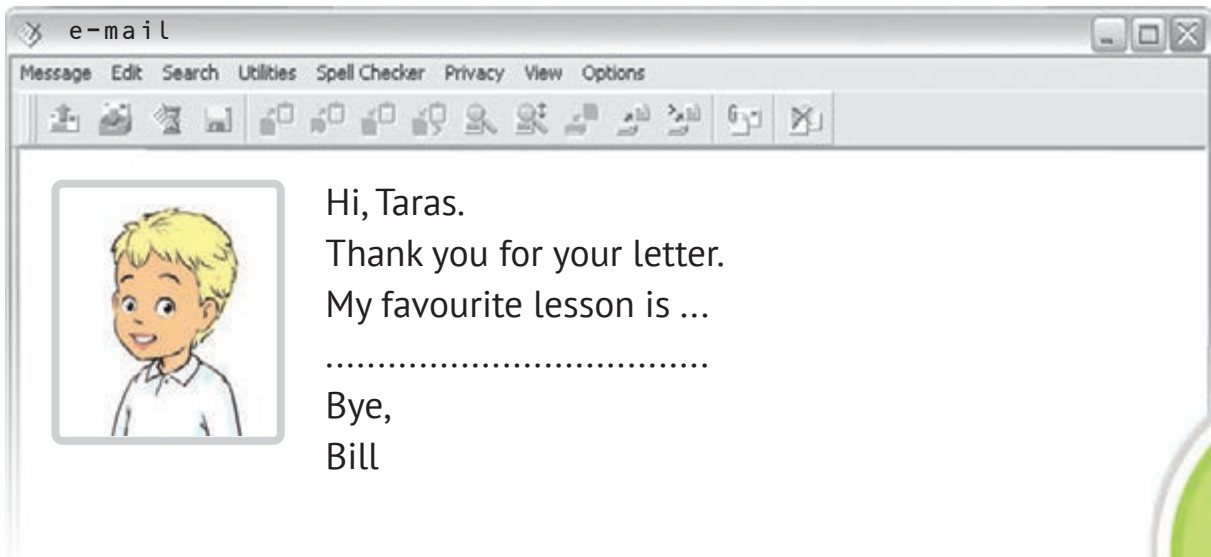


**Write out the true sentences. / Впиши правильні твердження.**

- 1 Taras lives in England.
- 2 Taras is Bill's pen friend.
- 3 He goes to school.
- 4 His favourite days are Tuesday and Wednesday.
- 5 His favourite lesson is English.
- 6 He doesn't like playing games.
- 7 They do sums at the English lessons.
- 8 Taras likes singing English songs.



**Help Bill to write his answer. /  
Допоможи Білу написати відповідь.**






1




Listen, point and repeat. / Слухай, показуй та повторюй.



Tick-tock, tick-tock. **It's nine o'clock.**  
School starts at nine o'clock.



**It's half past ten.**



**It's ten to eleven.**



**It's quarter past twelve.**



Tick-tock, tick-tock. **It's one o'clock.**  
School is over at one o'clock!

2



Listen and read. / Послухай та прочитай.

- clean, teeth

Nick cleans his teeth in the bathroom.

**wake up** – **When does she wake up?**

– **She wakes up at 7 o'clock in the morning.**

**wash** I wash my face and my hands in the morning. I wash in the bathroom.

**dress** I wash and dress. I dress and go to school.

**breakfast** I have my breakfast at school. He has his breakfast at home.

He eats an egg and drinks a cup of tea for his breakfast.

He likes to have a cake for his breakfast, too.

3



Listen and point. Then read. / Слухай та показуй. Тоді прочитай.



① Nick wakes up at 7 o'clock.



② He washes his face and cleans his teeth.



③ Then he dresses.



④ He has his breakfast at 8 o'clock.



⑤ Then Nick goes to school.



⑥ School starts at 9 o'clock.

4



Tell your class what you do in the morning. /

Розкажи класу про свій ранок.

I wake up at ... o'clock. Then I ...



1



Look. Then listen and say. / Розглянь малюнки. Послухай та скажи.



1

Kate: **What day is it today?**

Bill: It's Tuesday.

Kate: **What time is it?**

Bill: It's four o'clock.

Kate: Oh, **I must go to my chess club today.** It starts at five o'clock.



2

Tom: And what about reading a new book?

Kate: **Sorry, I can't.** I must do my homework in the evening. Ask Bill.

2



Ask and answer in pairs. /

Запитуйте та відповідайте в парах.

What day is it today?

It is ....

What time is it?

It is ....

3



Listen and read. / Послухай та прочитай.

- farm, father, **Art**, after
- up, cup, club, must, lunch

**have lunch** I have lunch at 1 o'clock. She has lunch at 12 o'clock.

**do one's homework** I do my homework after school.

**club** a volleyball club, a football club, a tennis club, a chess club

**after** – **What do you do after school?**

– After school I go to my football club.

After football **I do my homework.**

**go to bed** – When do you go to bed?

– I go to bed at nine o'clock in the evening.

**help** **On Saturdays she helps her mum about the house.**

She likes to help her mum.

**must** Children must go to school. You must do your homework after school. You must help your dad on Saturdays.

4



**Look and answer.** / Розглянь малюнки та дай відповіді.

What must Bill do ...



①

... at eight o'clock?



②

... at ten past three?



③

... at half past five on Fridays?



④

... at seven o'clock today?



⑤

... at ten o'clock in the evening?



# Audio Scripts

## UNIT 1

### Lesson 2 page 14

#### task 1

- Hello, children! How are you?
- I'm happy.
- I'm angry.
- I'm sleepy.
- And now let's read the homework.
- May I read, Teacher?
- Yes, Luke. Children, listen and guess who.
- His school bag is blue. His pencil box is orange. His name is ....
- Greg. (*in chorus*)
- Yes, that's right.
- Who's next?
- May I read, Teacher?
- Go ahead, Susan.
- Her bike is pink. Her hair is red. Her name is ....
- Jessica. (*in chorus*)
- That's right. Great!
- Now, it's your turn, Jessica.
- His pullover is black. His umbrella is green. He is our new classmate. His name is ....
- Elliot, of course. (*in chorus*)
- And who is this? You'll never guess. Her hair is curly. Her bag is very big. Her name is ....
- Maybe Susan? (*in chorus*)
- No. It's our teacher Miss Lemmon.

### Lesson 3 page 16

#### task 3

Hoot, hoot, hoot,  
Hoot, hoot, hoot.  
Books of magic, crystal ball.

Hoot, hoot, hoot,  
Hoot, hoot, hoot.  
I like magic best of all.

Hoot, hoot, hoot,  
Hoot, hoot, hoot.  
Mix and shake, mix and shake.  
A brand-new bike or a birthday cake –  
That's the magic I can make.

### Lesson 4 page 18

#### task 2

Hi! I'm Ann. I'm 9. I'm from Oxford. Oxford is in England.

This is my mum Fiona. She is a teacher. She isn't strict. She is nice.

This is my dad Paul. He is a reporter. He isn't at home a lot. He is always late.

This is my little sister Rosie. She is 5. She is very clever.

This is my big brother Bob. He is 11. He is on his bike all day long. He is good but a bit lazy.

This is Toto, our dog. He is funny.

## UNIT 2

### Lesson 2 page 33

#### task 1

Father and mother are parents. Grandfather and grandmother are grandparents. Kate's grandparents have got two daughters: Kate's mother and her sister Polly. Polly is Kate's aunt. She is Bill and Tom's aunt, too. Mike is Polly's husband. He is Kate's uncle. Mike is Bill and Tom's uncle, too. Uncle Mike and aunt Polly have got two sons – Tim and Eddie. They are Kate's cousins. They are Bill and Tom's cousins, too.

### Lesson 7 page 39

#### task 1

#### THE HOUSE IN THE VILLAGE

Look at the plan of this village house. It has got three bedrooms, a living room, a kitchen and a bathroom. The kitchen and the living room are on the left. The bathroom and three bedrooms are on the right.

### Lesson 13 page 47

#### task 1

Here's my grandpa, grandma,  
dad and mother.  
Here's my sister and my little brother.  
My doll and a bike,  
My favourite shoes,  
A very best friend I luckily choose...

My favourite flowers,  
My pet that is small...  
With all my kid's heart  
I can love them all!

## UNIT 3

### Lesson 2 page 52

#### task 2

*Nick:* What day is it today?

*Bill:* It's Tuesday.

*Nick:* Oh, good. It's Sport on

Tuesday. I like Sport. And what lesson do you like?

*Bill:* I like counting and doing sums.

Maths is my favourite lesson.